



Student Resource Center — Bronze

Across the curriculum




Student Resource Center — Bronze

Rich content invites broad understanding

The *Student Resource Center – Bronze* gives students the power of knowledge, which will help them excel in the arts/humanities, computers/technology, government, health/sports, interdisciplinary/multicultural studies, language arts/English, math/business, science and social studies/history.

More than 500 full-text magazines provide in-depth articles that highlight significant ideas, discoveries, events and people from major eras in American and world history. Timeline events encourage chronological thinking. Primary sources let students touch the past. Students may use documents and multimedia images to conduct research, write papers, create projects and deliver oral presentations.

SEARCH TIP

 When you see the *InfoMark*[®] icon on your results page, this means that you can bookmark the page for future reference, copy it into an electronic mail message or embed it into a Web page. Because the technology is tied into every Gale database and Resource Center, *InfoMarks* are ideal for creating reading lists, course reserves, current awareness topic sites, links to periodical or newspaper sources, online/distance learning courses, bibliographies, lesson plans and much more!

For more information on how to use InfoMarks, click the icon on the results page, or go to: www.gale.com/infomarks

Take a look at these sample searches:

Note: Periodicals and newspapers are updated daily; exact number of results will vary.

THOMAS JEFFERSON

An assignment to research the life of Thomas Jefferson begins with a **Person Search**. Key in “Thomas Jefferson” and select “biographies only” to narrow your search.

Numerous biographical results include:

“Thomas Jefferson,” from *DISCovering Authors*. Entry includes an online Table of Contents linking to:

- Comprehensive essay
- Career and personal information
- A listing of Jefferson’s writings
- Downloadable image of Jefferson

Magazine and newspaper articles

Full-text results from such periodicals as:

- Ebony
- People
- Time

Select “expand search” for a variety of related results, including:

Reference

- “American Economy after the Revolutionary War, 1775-1815,” an event overview
- “Declaration of Independence’s Omitted Antislavery Clause (1776),” a topic overview
- “Criticism by Woodrow Wilson,” critical essay

Primary source documents

- “The Declaration of Independence”
- “Simple and Inexpensive Government,” August 13, 1800.
- “Letter to James Madison from Thomas Jefferson”

Multimedia

Numerous downloadable images of Thomas Jefferson and related subjects

AFRICAN AMERICAN MILITARY HISTORY

Assignment: research African American participation in historic wars. You can begin by searching a specific war. For instance, select Advanced Search from the home page. Enter “War of 1812” in [Keyword] [AND] “African Americans” in [Keyword].

Result:

- “African Americans and the Military: War of 1812,” from U*X*L Multicultural

Expand your search with related subjects

Your result includes a Related Subject box. Select “African American Soldiers” from this box for numerous results.

Reference

Several related results, including:

- “African American Troops in the Civil War, 1861-1865,” an event overview
- “African Americans in the Military,” an essay
- “African Americans and the Military: American Revolution,” a topic overview

Magazine and newspaper articles

Numerous full-text articles from periodicals including

- Cobblestone
- Jet
- Newsweek

Primary source documents

Results include:

- “Excerpt from Working-Class War,” a book excerpt
- “Returning Soldiers,” an article by W. E. B. Du Bois

Multimedia

Dozens of downloadable images, including:

- “African American Soldiers”
- “Black Civil War Troops, Washington, D.C.”
- “Captain Andrew D. Turner.”

DNA

An assignment to research DNA begins with a **Subject Search** of DNA. Results include:

Reference

“Chromosome,” a topic overview from *Gale Encyclopedia of Science*. Entry includes an online Table of Contents linking to:

- Comprehensive essay
- Key terms defined
- Multimedia images of DNA

Biography

Related biographies include

- Arthur Kornberg, discoverer of DNA polymerase
- Rosalind Franklin, instrumental in the discovery of DNA

Magazine and newspaper articles

Numerous full-text articles from periodicals including:

- Current Events
- Newsweek
- New York Times

Multimedia

A variety of downloadable images, including:

- “DNA fingerprint”
- “DNA molecule”
- “Chromosome”
- “Crick and Watson”



Student Resource Center — Bronze Search Tips

HOW TO USE STUDENT RESOURCE CENTER:

Use your library's Internet browser to go to the *Student Resource Center Bronze* URL. On the home page, you will find a Search Bar offering several options:

- For common topics, Subject Search gives you the most results. The results includes indexed terms matched to your search term(s) as well as selections for Primary Sources and Multimedia. You can also mark your choices to save for later
- Use Keyword Search for less common terms, such as proper names.
- A Full-Text search will deliver complete articles and entries from Gale's wide array of reference works and magazines

There are also more specialized options to help you collect the information you need.

Person Search.

This is a narrower search than the Subject search. Select "Person Search" icon from the home page. You may identify your subject by name, or use the "Identify a Person" category, which finds a person by:

- Name
- Birth Year
- Gender
- Occupation
- Death Year
- Nationality
- Birth Place
- Ethnicity
- Death Place

Geography & Cultures Search.

Choose from a "Places" and "Cultures" drop-down menus. You can narrow your search by entering a keyword aligned to these menus. And an optional "Document Type" menu lets you specify what kind of results you want – from primary documents to audio or video selections.

History Search.

Select from U.S. or World History, then narrow your search with keywords. You can also use the "Document Type" option to specify what kind of results you want.

Literature Search.

Authors, novels, poems, short stories and Shakespeare are your broad search options. You can narrow your search with keywords, and use the "Document Type" option to specify what kind of results you want.

Science & Health Search.

Select from the Health or Science topics, then narrow your search with keywords and "Document Type" options.

Multimedia Gallery.

This easy-to-use function is prompted by a keyword and allows you examine images, audio files and video files, as well as maps, flags and seals.

Related Subjects feature shows user which subjects the article was indexed to and allows them to run a search for other documents related to those terms

TOOLS YOU CAN USE

Everything you need to build a successful paper, project or presentation is in one handy area!

- A selection of three Merriam-Webster dictionaries (Collegiate, Biographical and Geographical) for immediate lookups
- A comprehensive Timeline allowing you to focus on specific events from the B.C. era through today
- A Toolbox that holds the "must haves" for a great paper: research guide, research tools and search kit.
- How to Judge Information
- How to Make a Concept Web
- How to Choose a Topic
- How to Write a Topic Sentence
- How to Make an Outline
- How to Cite a Source
- How to Build an Argument
- How to Write a Conclusion
- How to Footnote
- And more!

THOMSON
GALE



How to Use the Research Tools

Searching for articles may be easy, but putting all that information together for a report can be a challenge. Gale's Tool Box, featured in *Student Resource Center Bronze*, is an integral part of our K-12 databases and helps students think about their idea and organize information for any research paper or project.

These tools can be accessed at any point in the process by clicking on the Toolbox icon at the top of each page.

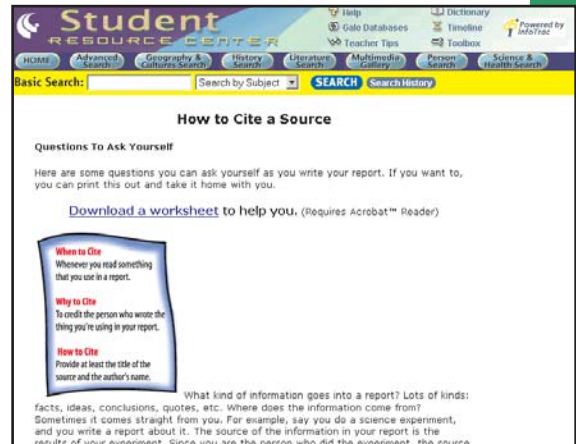
Tools for Getting Started

- How to Judge Information
- How to Make a Concept Web
- How to Choose a Topic
- How to Write a Topic Sentence
- How to Make an Outline

Tools for Wrapping It Up


- How to Cite a Source
- How to Organize a Report
- How to Build an Argument
- How to Write a Conclusion
- How to Write a Thesis Statement
- How to Create Visuals (Charts, Graphs, etc.)
- How to Footnote
- How to Read Graphs

All Tool Box topics include a worksheet, suitable for downloading. For example, the topic "How to Cite a Source" discusses the elements of a bibliography as well as when, why and how to give credit to an outside source. Students can then reinforce the information discussed by accessing the worksheet.



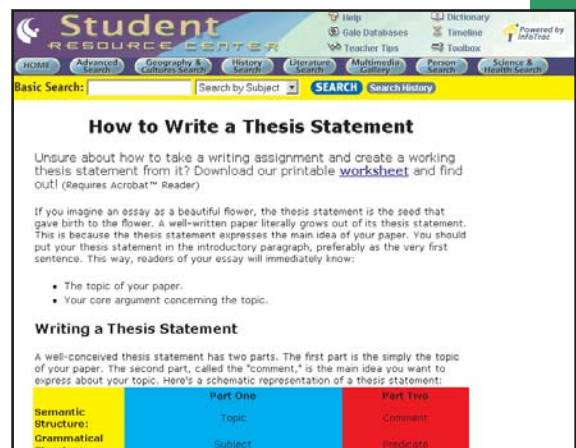
The screenshot shows the 'Student Resource Center' interface. At the top, there are navigation tabs for 'HOME', 'Advanced Search', 'Geography & Cultures Search', 'History Search', 'Literature Search', 'Multimedia Gallery', 'Person Search', and 'Science & Health Search'. Below these is a 'Basic Search:' field with a 'Search by Subject' dropdown and 'SEARCH' and 'Search History' buttons. The main content area is titled 'How to Cite a Source' and includes a section 'Questions To Ask Yourself' with a list of questions. Below this is a 'Download a worksheet to help you.' link. A small graphic titled 'When to Cite' explains the importance of crediting sources. At the bottom, there is a section titled 'TIPS ON CITING A SOURCE ...'.

TIPS ON CITING A SOURCE ...



The screenshot shows the 'Student Resource Center' interface. At the top, there are navigation tabs for 'HOME', 'Advanced Search', 'Geography & Cultures Search', 'History Search', 'Literature Search', 'Multimedia Gallery', 'Person Search', and 'Science & Health Search'. Below these is a 'Basic Search:' field with a 'Search by Subject' dropdown and 'SEARCH' and 'Search History' buttons. The main content area is titled 'Concept Web' and includes a list of links for 'simple template' and 'complex template'. Below this is a section titled 'Making a concept web is a great way to get your research project going...' followed by a diagram of a concept web. The diagram has a central blue circle labeled 'Main Topic' with six orange circles labeled 'Related Idea' connected to it by lines.

...CREATING A CONCEPT WEB....



The screenshot shows the 'Student Resource Center' interface. At the top, there are navigation tabs for 'HOME', 'Advanced Search', 'Geography & Cultures Search', 'History Search', 'Literature Search', 'Multimedia Gallery', 'Person Search', and 'Science & Health Search'. Below these is a 'Basic Search:' field with a 'Search by Subject' dropdown and 'SEARCH' and 'Search History' buttons. The main content area is titled 'How to Write a Thesis Statement' and includes a section 'Unsure about how to take a writing assignment and create a working thesis statement from it? Download our printable worksheet and find out!'. Below this is a section titled 'Writing a Thesis Statement' with a diagram showing the structure of a thesis statement. The diagram is a table with three columns: 'Semantic Structure', 'Part One', and 'Part Two'. The rows are 'Grammatical Structure' and 'Semantic Structure'.

... AND WRITING A THESIS STATEMENT ARE ALL PART OF STUDENT RESOURCE CENTER'S HELPFUL RESEARCH TOOLS