



Student Resource Center Gold Navigation Guide

Student Resource Center Gold is a comprehensive, cross-curricular reference source for school and public libraries. It provides an expansive collection specifically designed to meet the needs of middle school and high school students.

Scope/Content:

- **Original references** – featuring thousands of overview essays, critical analysis, biographies, timelines, and multimedia elements. This content allows students to view people, places and events in the context of history and relevance to current events/issues. The reference content is comprised of the DIScovering Program titles *DIScovering Authors*, *U.S. History*, *World History*, *Science* and *Biography*, and the entire contents of the Junior Reference Collection (also known as U*X*L online). The chart below details the coverage in each of three major subject areas.

Literature	History/Anthropology	Science
<ul style="list-style-type: none"> - 10,000+ Critical essays - 18,000+ Biographies - Encyclopedia of Literature - 800 photos 	<ul style="list-style-type: none"> - 80 historical era overviews - 800 photos and maps - 1,800 history bios - 3,200 history essays - 16,000 timeline events - 257 country/state overviews - 295 culture group overviews 	<ul style="list-style-type: none"> - 2,700 essays - Definitions for 5,000 key terms - 1,000 bios - 275 FAQs - 2,000 photos video/audio

- **Primary sources** – providing student with original source content that they can use to compare and contrast to textbook interpretations. The primary documents collection included, which is comprised of the complete set of American Journey titles, expands a library's collection as this content is typically not available in school libraries. Students have access to letters, diaries, government documents, speeches, photographs, maps, and audio clips and video clips from different times throughout U.S. history. The thirteen collections, all included in SRC Gold, are:
 - World War I and the Jazz Age
 - The American Revolution
 - The Civil War
 - Westward Expansion
 - Great Depression and the New Deal
 - Vietnam Era
 - Constitution & Supreme Court
 - Women in America
 - Immigrant Experience
 - Native-American Experience
 - African-American Experience
 - Asian-American Experience
 - Hispanic-American Experience
- **Periodical content** – providing students with current information as well as real world issues. The titles are selected based on their value and support of the curriculum. SRC Gold offers coverage from nearly 700 full-text periodicals.

Sources:

- 3,083 Biographies from Newsmakers
- Full-text of 1,050 magazines
- Up to 1.7 million full-text magazine and newspaper articles
- 9,600 biographies of individuals important to the field being studied
- 3,500 essays on places, cultures, and events
- Glossaries of relevant terms



- 80 historical era overviews
- 15,000+ photographs, maps and graphics
- Eight hours of video/audio clips
- 41,000 primary source documents – dairies, letters, recordings, and more
- *American Decades content (coming Q2 2000)*
- *Student Resource Center-Health Module*

Included in the Student Resource Center Health Module are:

- 60 Full Text Periodicals (includes American Medical News, The Journal of the American Medical Association, and Modern Healthcare)
- 250 Biographies
- 1,200 Topical Essays
- 100 Issue Essays
- 189 Pamphlets
- More than 300 graphics
- Timeline entries
- Links to 150 relevant Web sites

Updates: Dynamically updated throughout the course of the year. Newspapers and magazines updated daily, with the core reference content materials updated on a quarterly basis.

Getting Started:

Select **Student Resource Center – Gold** from the list of databases.

Search Options:

There are 6 different types of searches you can perform in the Student Resource Center. You can search for articles by subject, keyword, or custom or by “theme” for people, literature, or timeline.

A “theme” search yields precise results that include:

- People - search by ethnicity, birth/death dates, nationality or occupation
- Literature – search by author, title, literary era, nationality, and much more
- Timeline – identify historical events by entering a date or range of dates from as far back as 3,000,000 B.C.

Subject Search:

The default screen is the Subject Search Screen. Student Resource Center features a comprehensive subject guide to help you conduct research by topic. It's usually best to search for only one or two words. You don't have to enter every word of a subject heading to get a match.

Once you have filled in your search criteria and selected Search, a results page will appear. If your search has been successful, you'll see a portion of the Subject Guide and a list of documents that meet your search criteria. The Subject Guide lists all subjects in which the word(s) for which you searched occur and the number of references found for each. To select a Subject Guide entry, click on its link

- A main Subject Guide entry leads to a list of citations
- A related subject link leads to another Subject Guide page with entries for the related subject

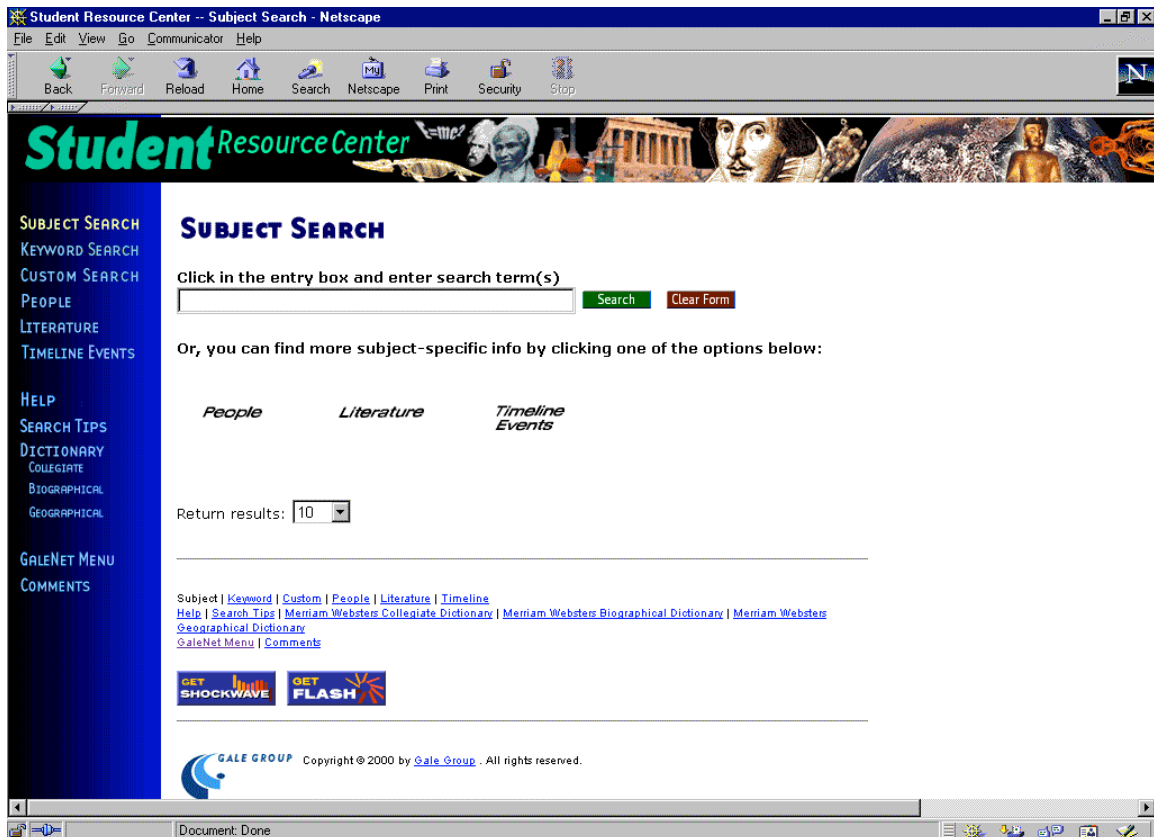


- Some Subject Guide entries do not have a direct link to citations but are followed by a subject heading. The Subject Guide's thesaurus associates phrases that aren't actually indexed as subjects with subject headings that are indexed, so that even if what you type isn't in the database, you'll be shown equivalent entries.

Documents are grouped by the following document types: Overview Essays; Magazine and Newspaper Articles; and Primary Source Documents. The results list will display the name of the document and its source. Overview essays and primary source documents will be arranged by relevancy to the search term(s), with the most relevant documents at the top of the lists. Magazine and newspaper articles will be arranged chronologically, with the most recent article at the top of the list.

If you want to view more results of a particular document type (such as Overview Essays), click the "View more..." text that corresponds to the document type that interests you. You will find this text just above each document type's results. A results list will appear that consists only of overview essays, magazine and newspaper articles, or primary source documents, depending on your selection. You have the option of returning to the original results list (consisting of all three document types) by clicking the "View all types" button that appears at the bottom of the screen.

The Subject Search screen looks like this:



Refine Search:

There are several ways to refine a Subject Search:



Wildcards:

1. Asterisk (*) -- matches any number of characters
2. Question mark (?) -- matches an exact number of characters
3. Exclamation mark (!) -- matches one or no characters

Boolean Operators:

1. and
2. or
3. not

Restoration Marks:

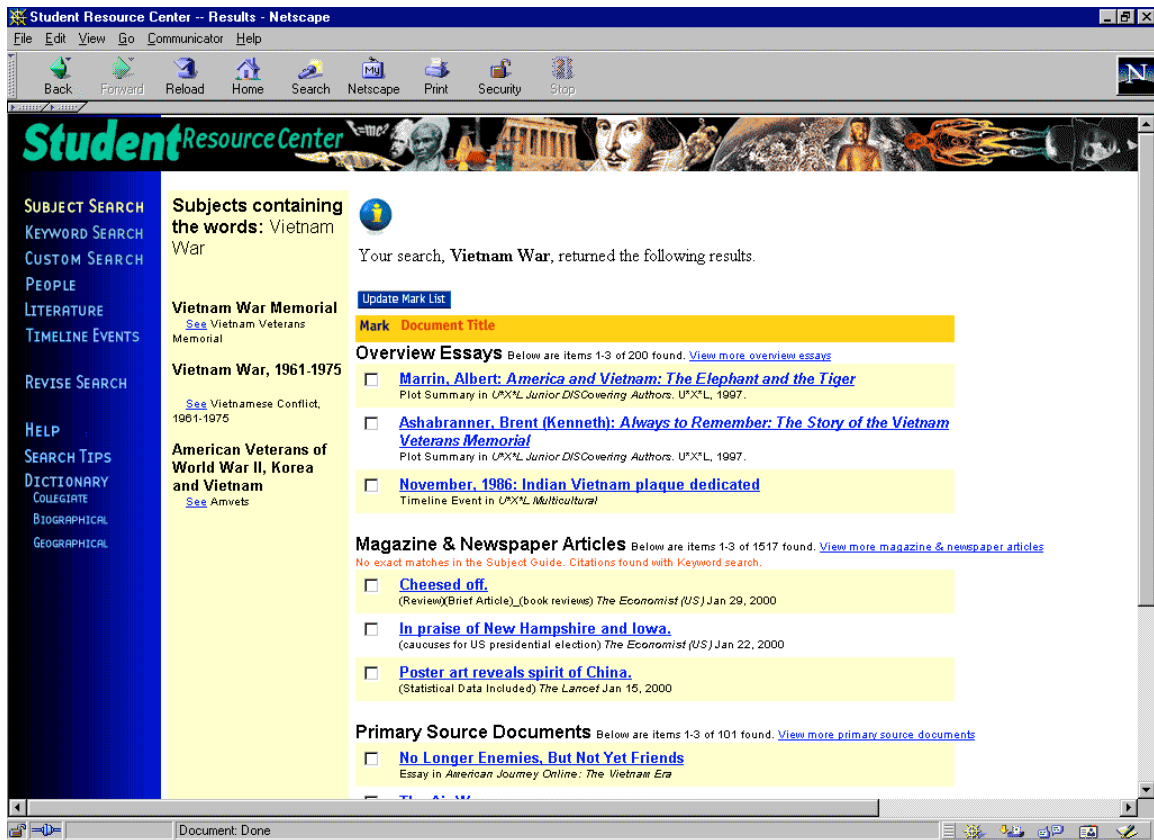
When phrases contain operators that are also stop words, like AND, you can use quotation marks ("...") to override the stop words. By using quotation marks, SRC Gold will search for all the words together.

e.g. "crime and delinquency"

In this example, SRC Gold will look for the phrase **crime and delinquency** rather than the word **crime** and the word **delinquency** separately.

Let's try a Subject Search

1. Click in the rectangle slot and type the words **vietnam war**. Click on the Search button to start the search.

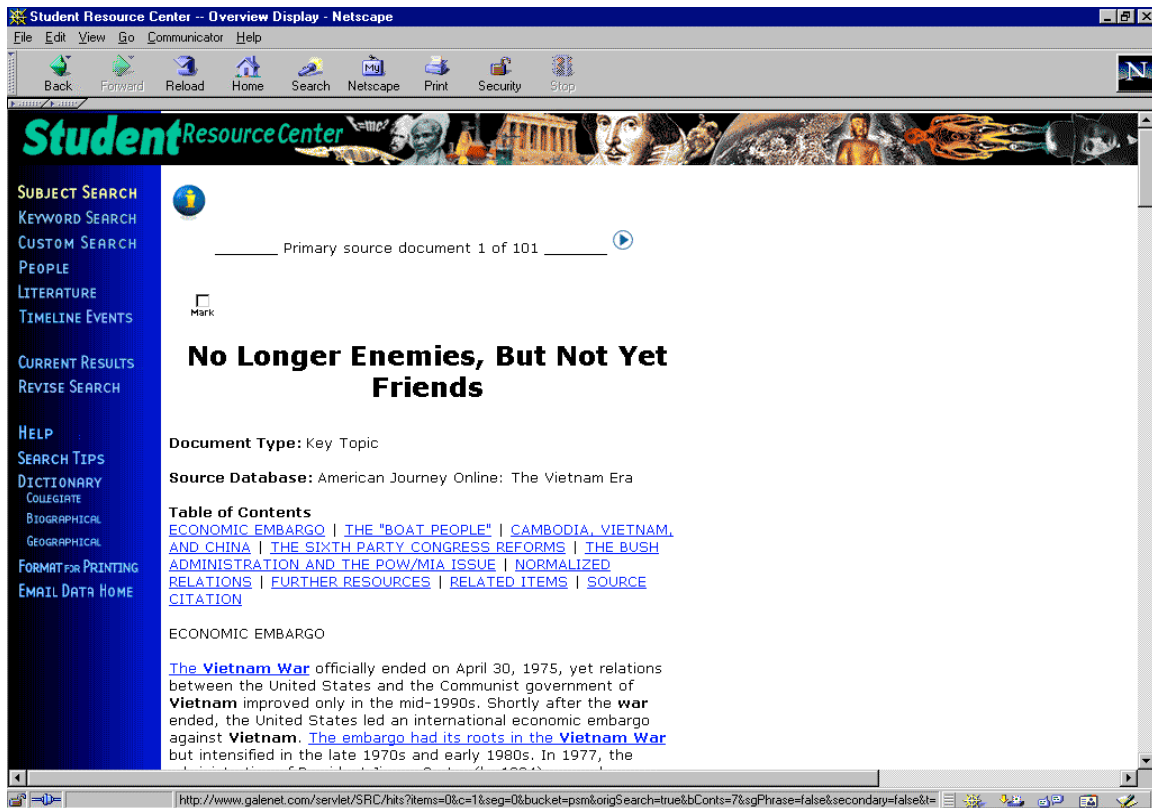


2. The results are returned by document type. There are several different types of materials to select depending on your research needs. Click on the link to see the articles.



3. Click on a document in the results list to display it. Many documents have Table of Contents sections that make it easy to jump directly to the information you want.

Navigating Results:



The following Sidebar Buttons appear on relevant pages, offering the opportunity to navigate to other pages on the Student Resource Center.

- Current Results
- Revise Search
- Help
- Search Tips
- View Mark List
- Dictionary
- Format for Printing
- E-mail Data Home

Mark List:

The Student Resource Center allows you to mark documents that you find especially helpful or interesting in order to create a personalized citation list. Documents may be selected from a results list by checking the box to the left of the citation, or while viewing a document by clicking on the Add to Mark List button on the sidebar. (When marking documents in the results list, you must click on Update Mark List before proceeding to another screen to save your selections.) After selecting one or more documents, you may view your citation list by clicking on the View Mark List button on the sidebar. To remove a document from your mark list, simply deselect the box to the left of the citation, or click on the Remove from Mark List sidebar button while in the document.



Search History:

Search history will be displayed in a list box at the bottom of the search screen. Search terms are captured when you enter a term and the Search button is clicked. Terms are also captured when you select a term from the Subject Guide. Scroll down the list to see search history. To execute a search from the list, select the search term and click the "Search" button next to the Search History box. There will be one history list for the entire product, not one for each search path. Search history is automatically cleared when you time out of a session. You may also clear the search history by clicking the "Clear history" button next to the Search History.

Keyword Search:

The Keyword Search feature enables you to search the entire database for the presence of any word or words within a broader range of fields than the Subject Search. For those instances in which a Subject Search results in zero records, you may want to use the Keyword Search function.

There are several ways to refine a Keyword Search.

Wildcards:

1. Asterisk (*) -- matches any number of characters
2. Question mark (?) -- matches an exact number of characters
3. Exclamation mark (!) -- matches one or no characters

Boolean Operators:

1. and
2. or
3. not

Order of Operators:

When using more than one Boolean operator, SRC Gold evaluates them in this order:

1. and, not
2. or

Nesting Operators: (...)

If you want to override the order of operators, you can use parenthesis so certain terms are searched together.

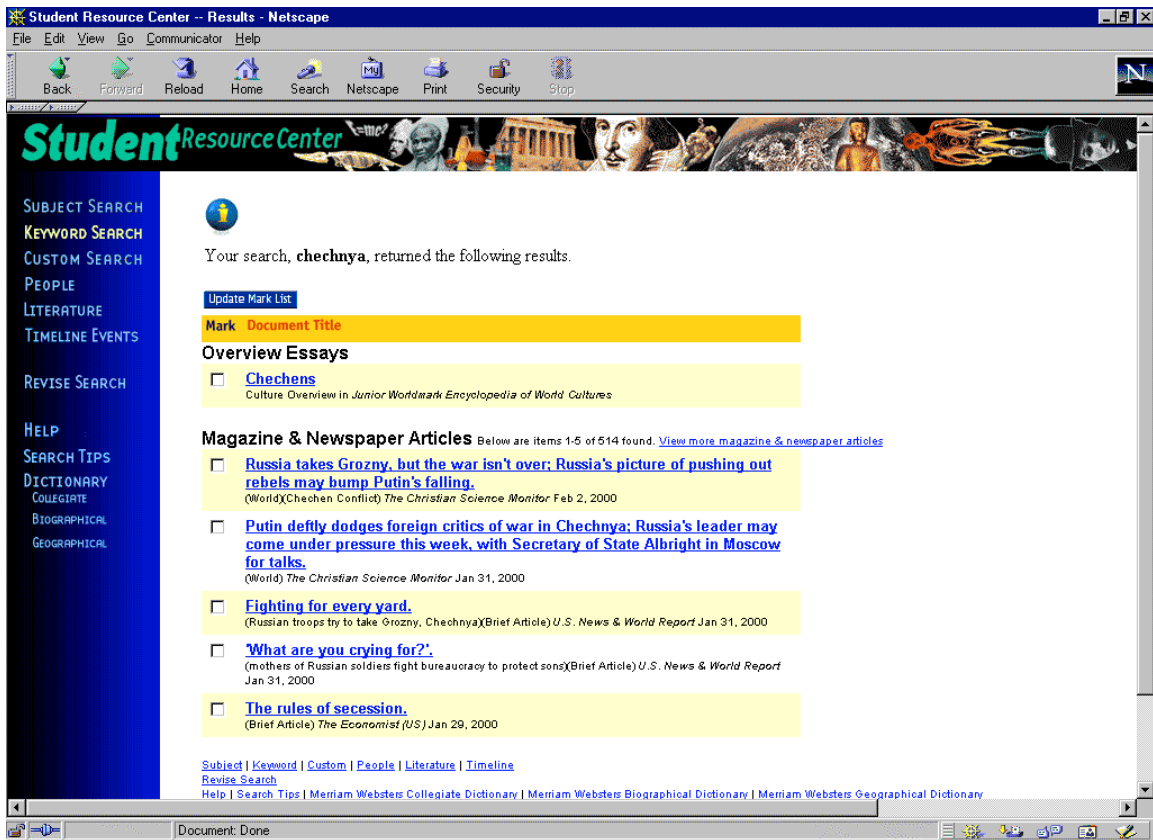
Restoration Marks:

When phrases contain operators that are also stop words, like AND, you can use quotation marks ("...") to override the stop words. By using quotation marks, SRC Gold will search for all the words together.

*****Let's try a Keyword Search*****

Click on the link **Keyword Search** in the blue area on the left-hand side of the screen. This will allow you to search your topic by keywords.

1. Click on the rectangle slot and type the words **chechnya**. Click on the **Search** button to start the search.



2. SRC Gold returned one essay and 514 magazine and newspaper articles on Chechnya. You may revise the search using methods of refinement or do a Custom Search to narrow the search further.

Custom Search:

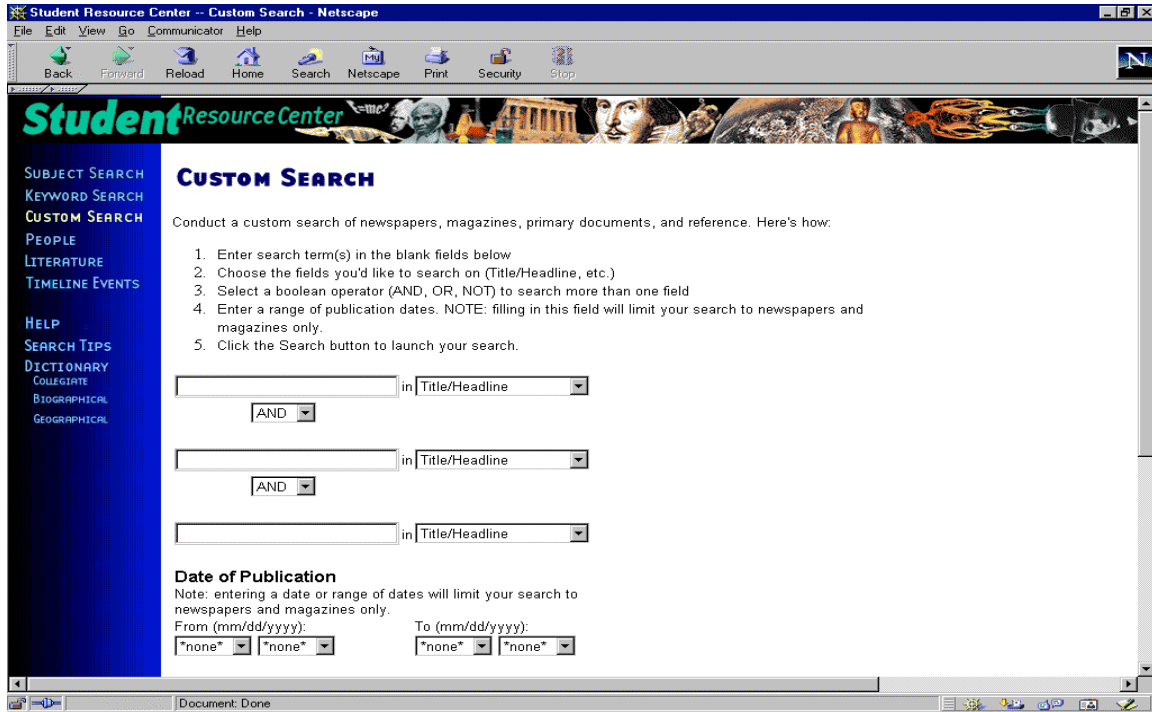
With Custom Search, you can conduct a search on a particular field, document type, and/or date of publication. Below are descriptions of the types of searches you may conduct.

- **Title/Headline:** Use this option to search for words in the title/headline of an article or document. This is a good search to use if you only know part of the title.
- **Source:** Searches for a particular source, such as a magazine or reference work.
- **Author:** Searches for the author of an article, essay, or critical review.
- **Subject:** This search allows you to find documents that are about a particular subject or person. The search works best with last names and with very broad search terms, such as politics or geography.
- **Full-text:** Searches the full text of a document. This is a good search to use if you are looking for a particular line of text or an unusual phrase.
- **Document Number:** Searches for a specific document based on the document's unique identifying number. You have to know the document's number to conduct this search. You can find the document number at the bottom of a document. Be sure to note this number if you think you'll need to access the document later.
- **Document Type:** Enter a specific type of documents to search for, such as Plot Summaries, Newspaper/Magazine articles, or photographs.

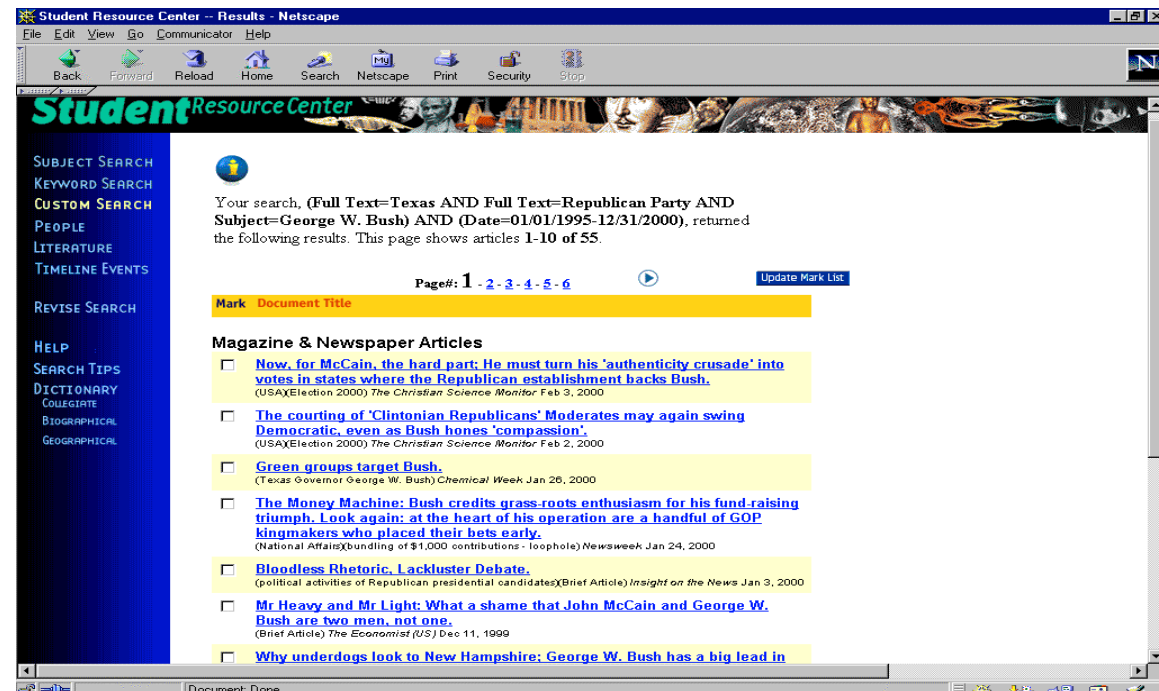


*Let's try a **Custom Search*****

1. Click on the **Custom Search** link in the blue area on the left-hand side of the screen. The following screen will appear:



2. Type **Texas** in the first search box and select **full text** from the pull down menu. In the second search box type **republican party** and select **full text** from the pull down menu. In the third search box type **George W. Bush** and from the pull down menu select **subject/name**. In the date boxes select years from 1995 to 2000. Click Search.

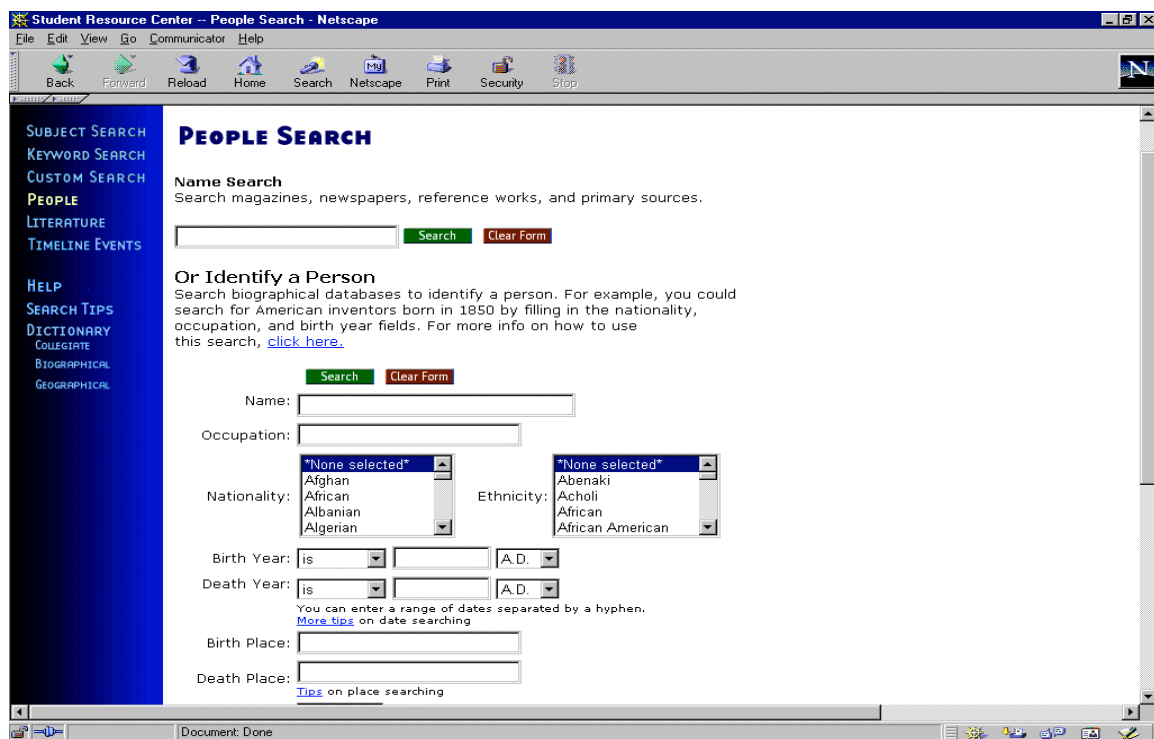




People Search:

People search feature also allows you to perform highly targeted searches on the biographical database to identify individuals who match certain search criteria. The search interface is flexible, allowing you to select one, multiple, or all terms on the page for searching. Below is a list of items available on the People search page:

- Name
- Nationality
- Birth Year and Death Year
- Gender
- Ethnicity
- Occupation
- Birth Place and Death Place



Let's try a **People Search**

1. Click on the **People Search** link in the blue area of the screen.
2. Type Hillary Rodham Clinton in the Name Search box. Select nationality American and Gender Female. Click Search.
3. SRC Gold returned two biographies from Gale's DIScovering Biography



People Search Results Screen:

Student Resource Center -- Results - Netscape

File Edit View Go Communicator Help

Back Forward Reload Home Search Netscape Print Security Stop

Student Resource Center

PEOPLE

Subjct | Keyword | Custom | People | Literature | Timeline

Revise Search

Help | Search Tips | Merriam Websters Collegiate Dictionary | Merriam Websters Biographical Dictionary | Merriam Websters Geographical Dictionary

GALE GROUP Copyright © 2000 by Gale Group. All rights reserved.

Literature Search:

Author Biographies: The Author Search feature allows you to perform highly targeted searches to identify authors that fit certain search criteria. You may fill in as many search fields as you like. Below are descriptions of Author Search fields.

- Name
- Gender
- Nationality
- Ethnicity
- Birth Year and Death Year
- Birth Place and Death Place
- Genre
- Literary Movement/Time Period
- Theme

Author Search Screen:

LITERATURE AUTHOR SEARCH

Search author biographies:
 Customize a search of over 1,300 authors by entering criteria in **one** field, **some** of the fields, or **all** of the fields below.
 For example, you could search for female science fiction writers who are British by filling in the Genre, Nationality, and Gender fields.
 For more information on how to use Author Search, [click here](#).

Name:

Gender: Any

Nationality: Ethnicity:

Birth Year: is A.D.

Death Year: is A.D.

You can enter a range of dates separated by a hyphen. [click here](#), on date searching.

Birth Place:

Death Place:

[Tips](#) on place searching

Genre: Literary Movement/Time Period: Theme:

Title Search: The Title Search features allows you to search the entire database for titles of works based on all, part or some of the words you enter in the Title Search field. You may select from three types of search options:

- Match any words entered (default)
- Match words exactly as entered
- Match all words entered

Title Search Screen:

LITERATURE TITLE SEARCH

Enter the title of a work:

Match any word(s) entered

Match words exactly as entered
Returns essays about titles that contain the exact phrase entered

Match all words entered
Returns essays about titles that contain all the words entered in the order entered

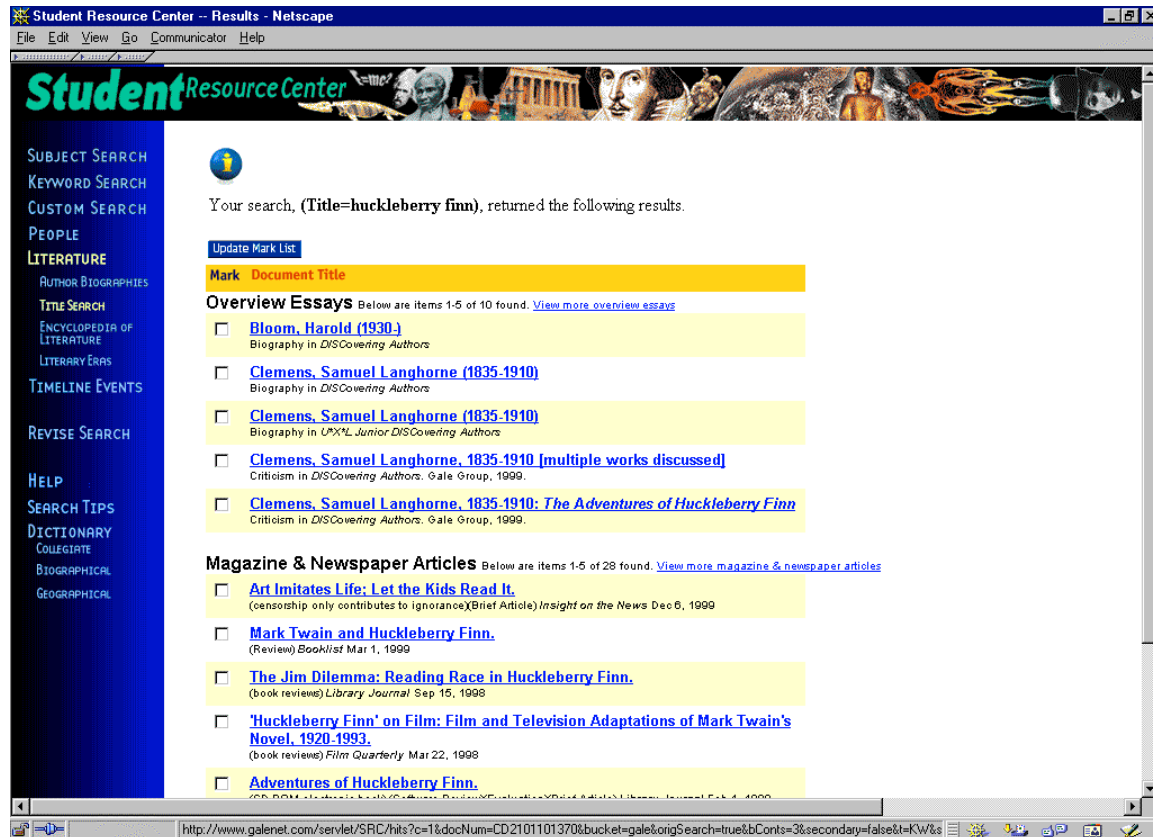
Your search results will be much better if you also type in an author's name (or part of an author's name):

Return results:

Let's try a Title Search

1. Click on **Literature** in the Sidebar (blue margin). The **Author Search** screen will display, and there will be several other options under **Literature** in the Sidebar.
2. Click on **Title Search** in the Sidebar. Then type **Huckleberry Finn** in the search box. Click on Match words exactly as entered. Click Search.
3. SRC Gold returned 10 Overviews, including biographies and criticism, and 28 Magazine & Newspaper Articles dealing with Twain's novel.

Title Search Results Screen:

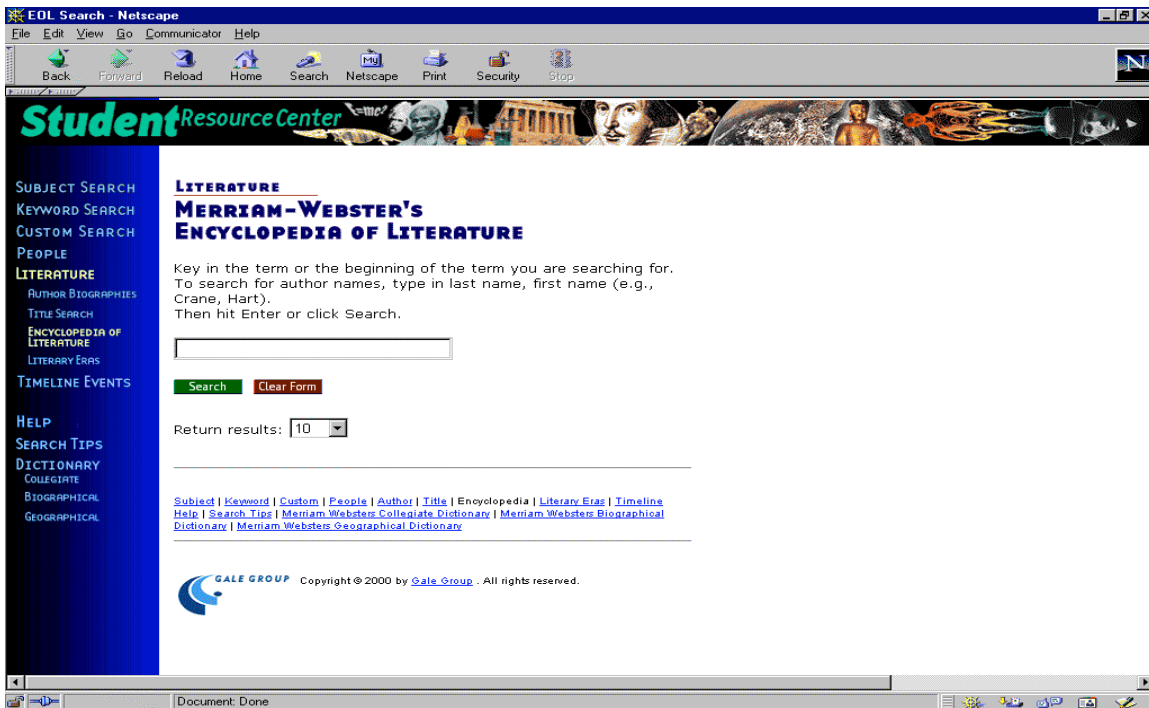


Merriam-Webster's Encyclopedia of Literature Search:

Merriam-Webster's Encyclopedia of Literature is searchable from its button on the sidebar that appears on Author, Title, and Literary Eras search screens. This feature enables you to search for over 10,000 terms that appear in the Encyclopedia. To use this feature, type a literary term (such as an author name, literary era, or genre) to view the Webster's entry on that topic. To peruse a list of terms, type the first few letters of a term. Results will appear alphabetically by term name.

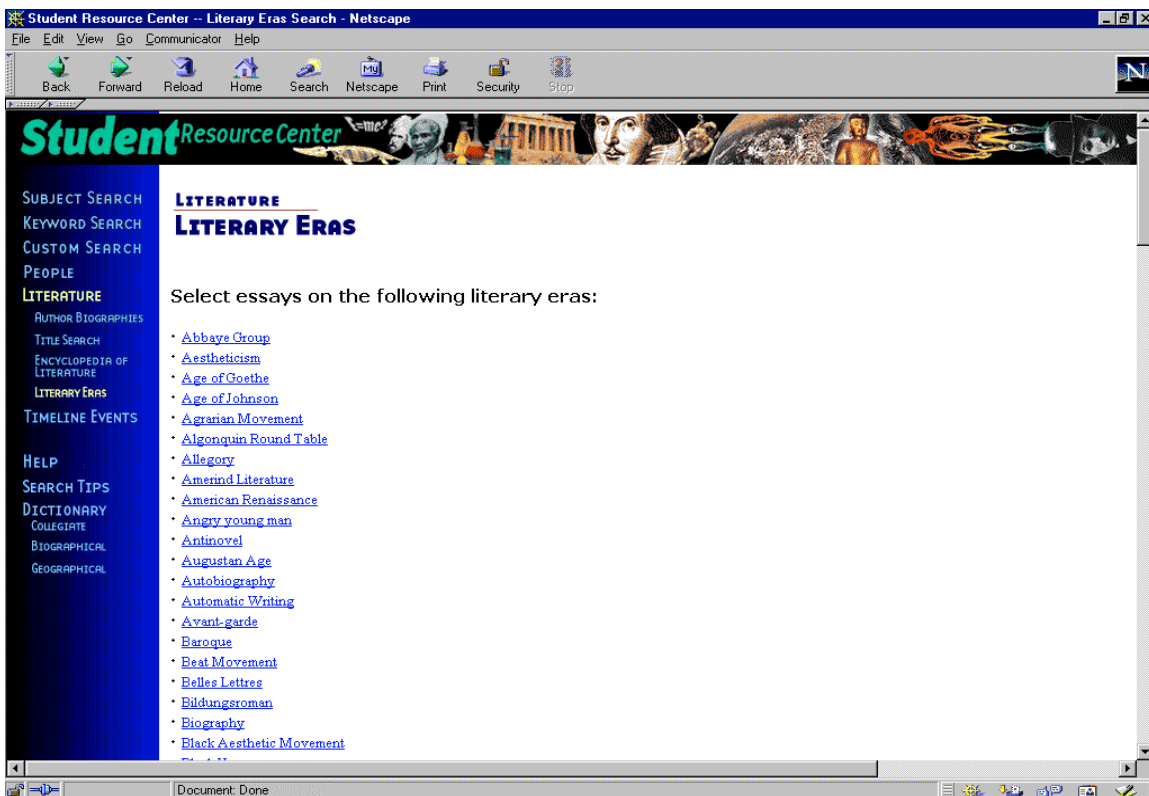


Encyclopedia of Literature Search Screen:



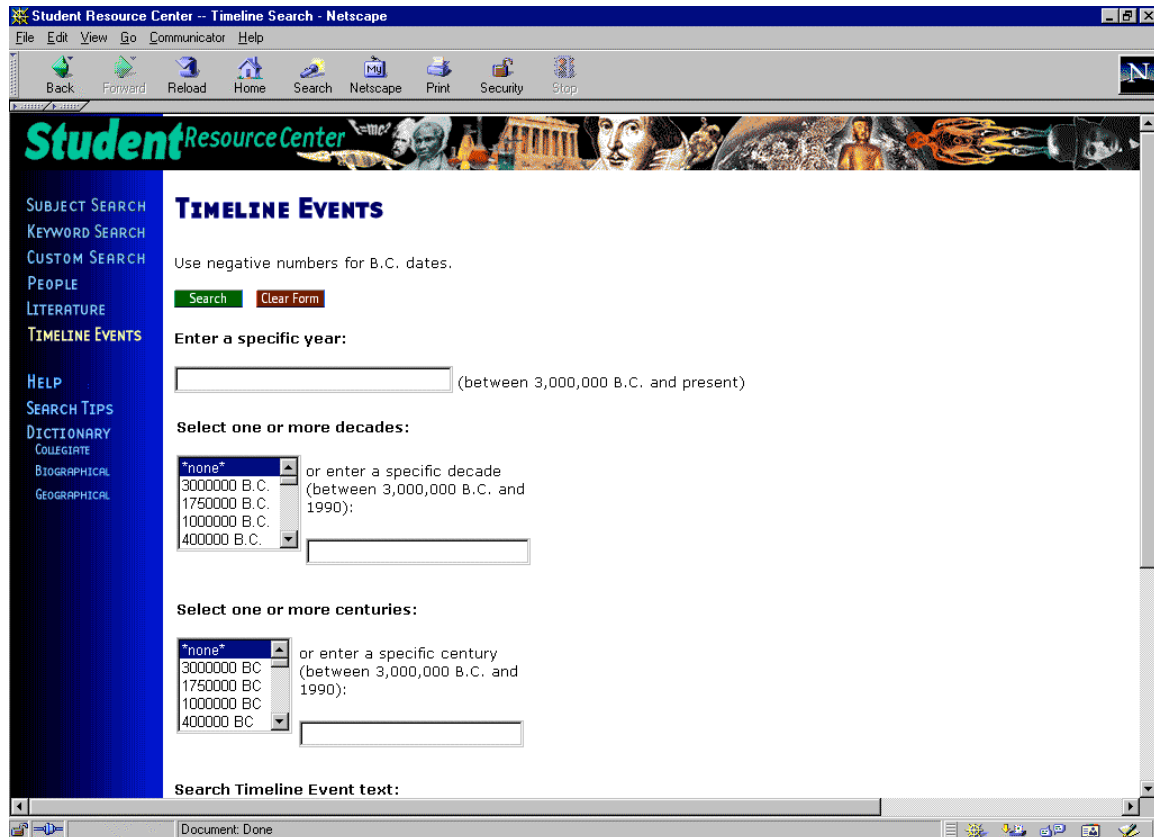
Searching Literary Eras:

You can select essays from a list of literary eras.



Searching Timeline Events:

The Timeline Events feature enables you to search for significant events that occurred between 3,000,000 B.C. and the present. You can search by four search types: enter a specific year; select one or more decades; select one or more centuries; or search timeline event text.



Let's try a Timeline Event Search

1. In the first search box, type the year **1492**. Click Search.
2. SRC Gold returned the following results showing timeline events for the year 1492.



Timeline Event Search Results Screen:

Student Resource Center -- Results - Netscape

File Edit View Go Communicator Help

Back Forward Reload Home Search Netscape Print Security Stop

Student Resource Center

SUBJECT SEARCH
KEYWORD SEARCH
CUSTOM SEARCH
PEOPLE
LITERATURE
TIMELINE EVENTS
REVISE SEARCH
HELP
SEARCH TIPS
DICTIONARY
COLLEGIATE
BIOGRAPHICAL
GEOGRAPHICAL

Your search, (Year=1492), returned the following results. This page shows essays 1-10 of 19.

Page#: 1 - 2 [Update Mark List](#)

Mark	Document Title
<input type="checkbox"/>	1492: Christopher Columbus discovers foods unknown in the Old World Timeline Event in <i>DIScovering World History</i>
<input type="checkbox"/>	1492: Columbus arrives in the Caribbean Timeline Event in <i>UXXL Multicultural</i>
<input type="checkbox"/>	1492: Columbus disembarks in the Bahamas Timeline Event in <i>DIScovering World History</i>
<input type="checkbox"/>	1492: Explorers and blacks in the New World Timeline Event in <i>UXXL Multicultural</i>
<input type="checkbox"/>	1492: First reference to smoking tobacco Timeline Event in <i>DIScovering World History</i>
<input type="checkbox"/>	1492: Lithuania is invaded following the death of Casimir Timeline Event in <i>DIScovering World History</i>
<input type="checkbox"/>	1492: Long division first demonstrated Timeline Event in <i>UXXL Science</i>
<input type="checkbox"/>	1492: Sonni Ali dies under mysterious circumstances Timeline Event in <i>DIScovering World History</i>
<input type="checkbox"/>	1492: Sweet potatoes are cultivated Timeline Event in <i>DIScovering World History</i>

Document: Done

Retrieving Articles:

When you're viewing a document, you'll find "Format for Printing" and "E-mail Data Home" options in the Sidebar. You can format the document for printing or e-mail it to another address to conserve paper.

InfoMarks:



An InfoMark at the top of any page indicates that the URL of the page persists even when the session is over. Persistent URLs can be bookmarked for future reference or copied into an electronic mail message or onto a Web page. Use your browser to save the page as a bookmark.

One common use for InfoMarks is to create a predefined search. Any combination of searching and limiting that produces results can be saved. A predefined search could be as narrow as a specific search or as broad as, for example, all articles from a particular journal. Each time the saved link is selected, the search will be run anew, so the results are always fresh. To create a predefined search, save the URL at the Result List page, the page with a list of matching documents.

Saving a Result List page provides a link to the list with the most recent count of matches. Saving a Mark List page provides a link to a list of selected articles. InfoMarks should be reasonably stable, but keep in mind that the journal selection and negotiated rights (for text and/or full content display) in a collection can change without notice. It's a good idea to verify your saved links from time to time.

Important: Anyone who uses a saved URL must have access to GaleNet and to the product from which the URL came. Users who have access to GaleNet but not the product from which the URL came will see the following message: This InfoMark specifies a database that is not on your current subscription list.

For more information about Student Resource Center Gold check out the **Help feature located in the blue area on the left-hand side of the database.