



# PowerSearch 2.0 Home Page Customization Instructions

To customize the settings on the home page you need to access your InfoTrac Config account. If you don't have this information, Gale Cengage's technical support department (1-800-877-4253 option 4) will be happy to provide it for you.

## TOPIC TABS (RSS FEEDS):

You can adjust the PowerSearch 2.0 home page topic tabs to display articles about a particular subject that will update every time you view the home page; these are called RSS feeds.



The first feed "What's New" can not be changed. It displays new content available in the product. The next three tabs are configurable by library and will display the library's chosen topic for ease of access.

## To configure the RSS feeds on the home page.

1. Log into your library's InfoTrac Config (ITConfig) account and click on "Locations" from the menu on the left.
2. Click "Modify" for your library's location id (loc id); if you don't know your library's loc id, contact Gale's Technical Support.
3. Check the box next to "Enable PowerSearch 2.0." This will insure that your library is using the PowerSearch 2.0 platform.
4. Scroll to "RSS Feeds (Available for PowerSearch 2.0 only)" section at the bottom of the form.
5. Choose the product for which you wish to change the RSS feed from the drop down menu. You can globally change to the same feed for all of their products by selecting "Apply to all products." *Note: All of configurable products will show up even if your library does not subscribe to them. Changes can only be made to the products your library subscribes to.*
6. In another window, open the product for which you wish to change the RSS feed and perform

|                                     |  |
|-------------------------------------|--|
| <b>Location (URL) ID</b>            | philfaust  |
| Location Description (URL NAME)     | Phil Faust - Gale User                           |
| <input type="checkbox"/>            | Enable Literature Resource Center 4.0            |
| <input type="checkbox"/>            | Enable Gale Virtual Reference Library 4.0        |
| <input checked="" type="checkbox"/> | Enable PowerSearch 2.0                           |
| <input type="checkbox"/>            | Enable Eighteenth Century Collections Online 2.0 |

**RSS Feeds** (Available for PowerSearch 2.0 only)

Product: Select a product

Feed A Name: Enter feed name

Feed A URL: Enter URL in this box

Feed B Name: Enter feed name

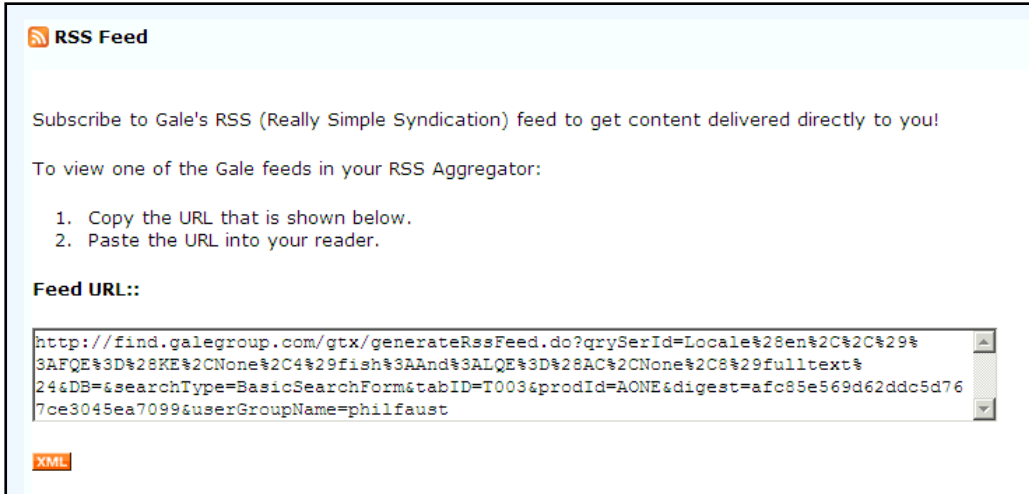
Feed B URL: Enter URL in this box

Feed C Name: Enter feed name

Feed C URL: Enter URL in this box

the search for the topic you'd like to display on the tab.

7. Click on the RSS button  from the search result page.



**RSS Feed**

Subscribe to Gale's RSS (Really Simple Syndication) feed to get content delivered directly to you!

To view one of the Gale feeds in your RSS Aggregator:

1. Copy the URL that is shown below.
2. Paste the URL into your reader.

**Feed URL::**

```
http://find.galegroup.com/gtx/generateRssFeed.do?qrySerId=Locale%28en%2C%2C%29%3AFQE%3D%28KE%2CNone%2C4%29fish%3AAnd%3ALQE%3D%28AC%2CNone%2C8%29fulltext%24&DB=&searchType=BasicSearchForm&tabID=T003&prodId=AONE&digest=afc85e569d62ddc5d767ce3045ea7099&userGroupName=philfaust
```

**XML**

8. Copy the code from the "Feed URL" box and paste it into the Feed URL field in the IT Config configuration form for the tab you wish to modify: A, B, or C.
9. In the configuration form, enter the Feed name that will appear on the tab in product (22 character max)
10. To change the other

tabs for this product repeats steps 6-9 for the other two feeds.

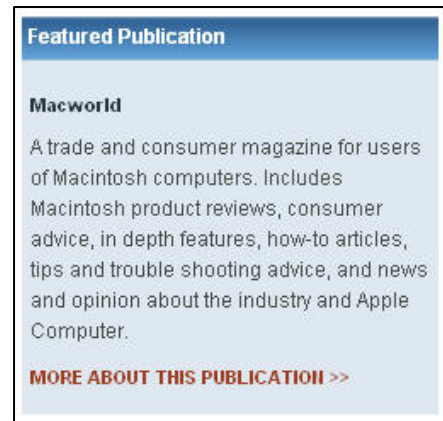
11. Click the save button at the bottom of the page.
12. To change feeds for their other products repeat steps 5-11.
13. Exit InfoTrac Config. You should see the changes on the product's home page the next time you log in.

## FEATURED PUBLICATION:

The PowerSearch 2.0 home page also presents a "Featured Publication," which provides a brief description of this source and a link to view MORE ABOUT THIS PUBLICATION. Libraries can use this to highlight a publication they think their patrons would be interested in.

### To configure the Featured Publication on the home page:

1. Log into your library's InfoTrac Config (ITConfig) account and click on "Locations" from the menu on the left.
2. Click "Modify" for your library's location id (loc id); if you don't know your library's loc id, contact Gale's Technical Support.
3. Check the box next to "Enable PowerSearch 2.0." This will insure that your library is using the PowerSearch 2.0 platform.
4. Scroll to the "Featured Publication" (Available for PowerSearch 2.0 only)" section at the bottom of the form.



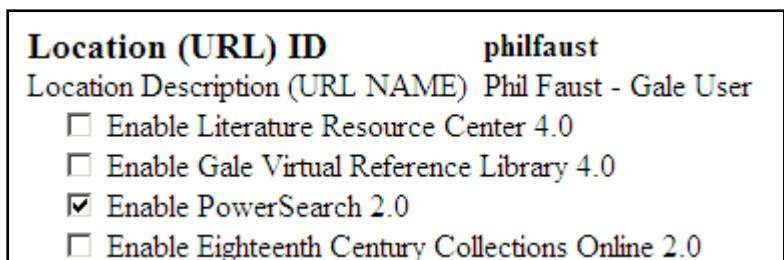
**Featured Publication**

**Macworld**

A trade and consumer magazine for users of Macintosh computers. Includes Macintosh product reviews, consumer advice, in depth features, how-to articles, tips and trouble shooting advice, and news and opinion about the industry and Apple Computer.

**MORE ABOUT THIS PUBLICATION >>**

5. Choose the product for which you wish to change the Featured Publication from the drop down menu. You can globally change the featured publication for all of their products by selecting "Apply to all products." *Note: All of configurable*



| Location (URL) ID                   | philfaust  |
|-------------------------------------|--|
| Location Description (URL NAME)     | Phil Faust - Gale User                           |
| <input type="checkbox"/>            | Enable Literature Resource Center 4.0            |
| <input type="checkbox"/>            | Enable Gale Virtual Reference Library 4.0        |
| <input checked="" type="checkbox"/> | Enable PowerSearch 2.0                           |
| <input type="checkbox"/>            | Enable Eighteenth Century Collections Online 2.0 |

*products will show up even if your library does not subscribe to them. Changes can only be made to the products your library subscribes to.*

6. In another window, use Browse Publications to find the publication you'd like to feature and click to view its detailed information.
7. Copy the ISSN or ISBN from the detailed information page and paste it into the "Enter a ISSN/ISBN number" field on the IT configuration form. *When entering an ISBN you must use the 13 digit ISBN; the 10 digit ISBN will not work and displays an error. Libraries can choose to display any featured publication that is available within their products. Entering an ISSN or ISBN not available through the database will result in an error.*
8. **Click on the save button at the bottom of the page**
9. To change featured publication for their other products repeat steps 5-8.
10. You'll see the changes to your Featured Publication the next time you log into the product.

### Booklist

[Back to Browse Publications](#)


**Booklist**  
A journal for librarians, especially those in public and school libraries, that publishes reviews of recommended library materials. Offers advance reviews of books, reference resources, and media for children, young adults, and adults. Indicates books suitable for young adults or curriculum use. Selected issues each year focus on a special topic, such as poetry, foreign language titles, or black history.

**About this Publication**

Index Coverage: Jan 1, 1992 - Current  
Full-text coverage: Oct 15, 1993 - Current

2009 ▼

- [May 15, 2009; Vol.105, Issue 18](#)
- [May 1, 2009; Vol.105, Issue 17](#)

ISSN: 0006-7385 

Format: Magazine, Journal  
Frequency: Semimonthly  
Language: English  
Audience: General, Trade

**Featured Publication** (Available for PowerSearch 2.0 only)

Product: General OneFile ▼

Enter a ISSN/ISBN number: 0006-7385



GeneralOneFile

INFOTRAC™

[CHANGE DATABASES](#) [TOOLBOX](#) [Knibloe Library](#) [RETURN TO LIBRARY](#) [NOT SIGNED IN? LOGIN](#) [LOG OUT](#)

[HOME](#)

[BROWSE SUBJECTS](#)

[BROWSE PUBLICATIONS](#)

[ADVANCED SEARCH](#)

**Dashboard**

**Currently searching:**

General OneFile with 83,004,362 articles updated as recently as June 24, 2009.

**Date Range:**  
1980-2009.

**About General OneFile:**

A one-stop source for news and periodical articles on a wide range of topics: business, computers, current events, economics, education, environmental issues, health care, hobbies, humanities, law, literature and art, politics, science, social science, sports, technology, and many general interest topics. Millions of full-text articles, many with images. Updated daily.

[MORE ABOUT THIS PRODUCT >>](#)

**Featured Publication**

**Booklist**

A journal for librarians, especially those in public and school libraries, that publishes reviews of recommended library materials. Offers advance reviews of books, reference resources, and media for children, young adults, and adults. Indicates books suitable for young adults or curriculum use. Selected issues each year focus on a special topic, such as poetry, foreign language titles, or black history.

[MORE ABOUT THIS PUBLICATION >>](#)

**Search the site** ★

Find:  SEARCH

Search for words in:  Subject  Keyword  Entire document

Limit Results:

- to documents with full text
- to peer-reviewed publications
- to document with images

**What's New** Global Warming The Economy Hollywood Learn More About RSS Feeds

- TITLE: [Global warming.\(Viewpoint essay\)](#) Viewpoint essay  
 PUB: [Analog Science Fiction & Fact](#)  
 DETAIL: 120-7-8 (July-August 2009): p136(2). From General OneFile.  
[Citation](#)
- TITLE: [Did Global Warming Cause A Sudden Collapse In Ancient Biodiversity.](#) Article  
 PUB: [Space Daily](#)  
 DETAIL: (June 23, 2009)(808 words) From General OneFile.  
[Full text](#)
- TITLE: [The voice of reason.\(environmental advocate Dale Bryk\)](#) Article  
 PUB: [OnEarth](#)  
 DETAIL: 31.2 (Summer 2009): p62(2). From General OneFile.  
[Citation](#)
- TITLE: [Global Warming Increasing The Dispersal Of Flora In Northern Forests.](#) Article  
 PUB: [Space Daily](#)  
 DETAIL: (June 16, 2009)(114 words) From General OneFile.  
[Full text](#)

[VIEW ALL >>](#)

[CONTACT US](#) [COPYRIGHT](#) [TERMS OF USE](#) [PRIVACY POLICY](#)



Questions? Contact Gale Cengage's Technical Support department at 1-800-877-4253 option 4.