


# Teacher's Guide



## Y a t a n d o u

Author: Gloria Whelan  
Illustrator: Peter Sylvada

Guide written by Patricia Pierce

**Portions may be reproduced for use in the classroom  
with this express written consent of Sleeping Bear Press**

**Published by  
Sleeping Bear Press  
310 N. Main St., Suite 300  
Chelsea, MI 48118  
800-487-2323**

**[www.sleepingbearpress.com](http://www.sleepingbearpress.com)**

# YATANDOU



## Pre-reading Activities

Utilize the following pre-reading activities to set the scene and stimulate students' background knowledge before reading *Yatandou* by Gloria Whelan.

### Prior Knowledge

Provide students with half-sheets of blank paper, and direct students to quickly sketch pictures to represent Africa. Discuss sketches and facts known by students.

### Illustration Preview

Preview the book cover and illustrations throughout the story. Write a list of questions generated from each illustration.

### Log On

For information and photos on the multifunctional platforms, go to [www.ptfm.net](http://www.ptfm.net).

### Chore List

On chart paper, create a list of the chores students do each week. Now, predict the chore list of children living in Africa. Compare and contrast the lists.

### Anticipation Questions

Ask the following questions and discuss responses before reading *Yatandou*.

1. Should girls and boys be given different types of chores?  
For example, only girls should help with doing the dishes.
2. Should children have playtime each day? At what age are you too old for playtime?
3. What would it be like living in a desert? Have you ever been too hot to sleep?
4. How would you feel if you were not able to go to school?  
How would you feel if you were never taught how to write your name?
5. Do you like the taste and smell of onions?
6. Have you ever lost or had to find a new home for a pet?
7. Is it easier to work with a group of people or by yourself?
8. Have you ever combined your money with someone else's in order to buy something?

## Pre-reading Activities

Locate Mali on the map and discuss the facts.

- Mali is a landlocked nation in West Africa.
- It's the seventh largest country of Africa.
- 65% of Mali's land area is desert or semidesert.
- The terrain is mostly flat to rolling plains covered by sand.
- It's among the poorest countries in the world.



# YATANDOU



## Vocabulary

**thicket** – a dense or tangled growth of bushes or shrubs

**porridge** – a soft, thick food made by boiling meal, such corn or oats, in water

**millet** – small edible seeds from a grass-like plant; grain

**pulp** – a soft, wet mass of crushed or pounded material

**awning** – a roof-like cover made from a sheet of canvas stretched on a frame

**contraption** – a device or machine that appears strange or complicated

**franc** – basic unit of money in several French-speaking countries

**idle** – not working; lazy or unwilling to work

Complete each sentence with a vocabulary word.

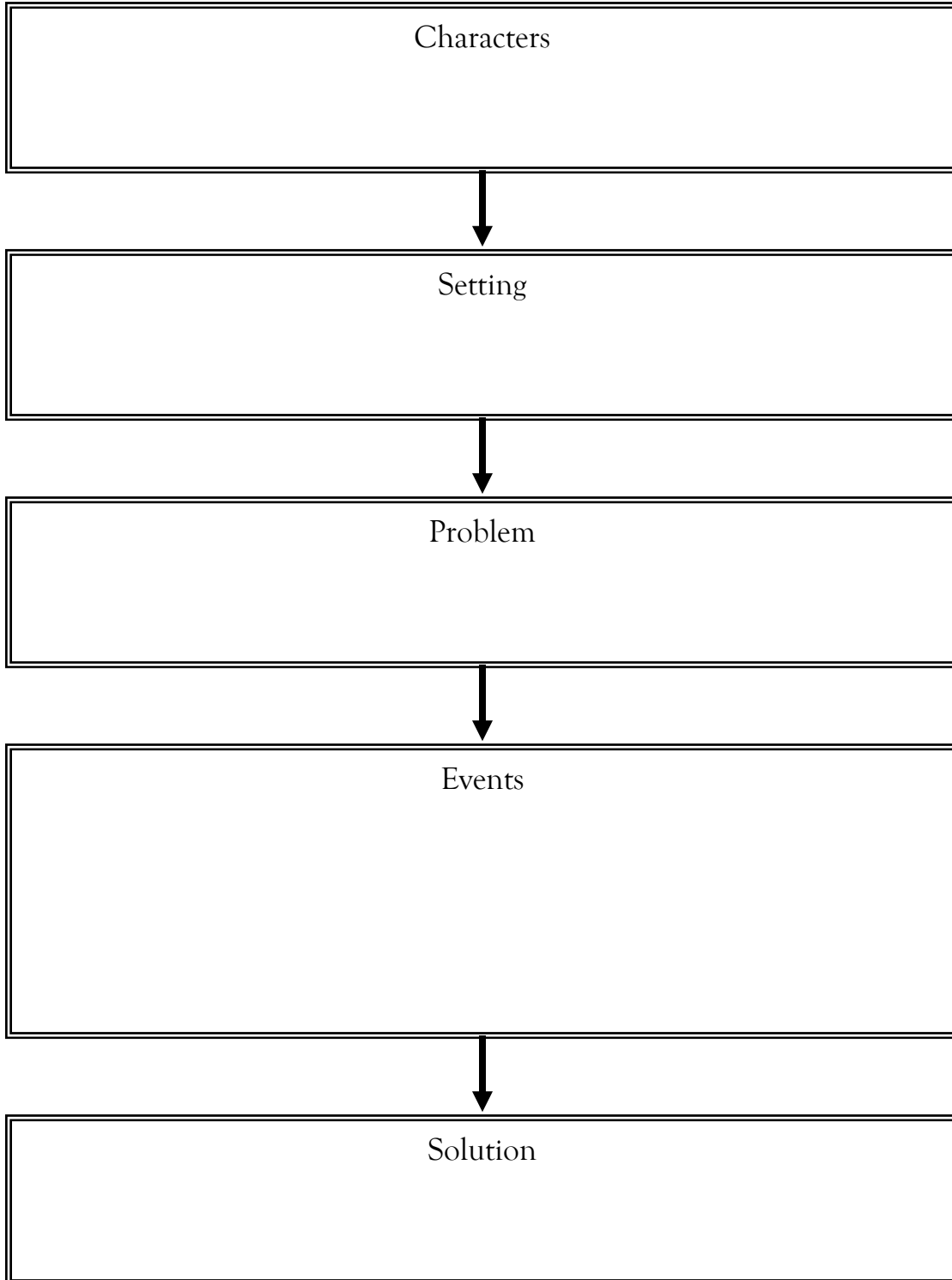
1. Mash the bananas to a \_\_\_\_\_.
2. The rabbit hopped into the \_\_\_\_\_ and hid.
3. Instead of working, my cousin will \_\_\_\_\_ away the afternoon.
4. Owen would like to add a \_\_\_\_\_ to his coin collection.
5. The shoppers gathered under the \_\_\_\_\_ when it started to rain.
6. My uncle, the inventor, has a strange \_\_\_\_\_ in his garage.
7. The grinding machine quickly grinds a basket of \_\_\_\_\_ into meal.
8. My grandmother enjoys a warm bowl of \_\_\_\_\_ for breakfast.




# YATANDOU



As you read *Yatandou*, fill in the Story Map.





Describe Yatandou's and her mother's day before the grinding machine arrives in their village. (multifunctional platform)

Morning

---

---

---

---

---

Afternoon

---

---

---

---

---

Evening

---

---

---

---

---


Explain why fetching water and pounding are extremely time-consuming.

---

---

---

---



What could help ease the daily workload of rural African women?

---

---

---

Describe your typical day at school.

Morning

---

---

---

---

Afternoon

---

---

---

---

Evening

---

---

---

---

Compare your day to the rural African women's working day.

---

---

---

# YATANDOU



Skim and search *Yatandou* for the meaning of the following words, and then draw a picture depicting each word.


hawli

krem-krem

pagne

bantalons

# YATANDOU



The heat in the onion fields will burn like a thousand fires.

Author Gloria Whelan creates images for her readers by using words and sentences that are not meant to be interpreted exactly in their word-for-word sense. There are not a thousand fires burning in the field, but through the use of a simile, readers can imagine the intense heat by comparing it to a fire.

Throughout *Yatandou*, Whelan uses similes, metaphors, and personification. Study the chart below, and then label each of the following sentences from *Yatandou* using S for similes, M for metaphors, and P for personification.

SIMILE	METAPHOR	PERSONIFICATION
Similes show how two things are similar in one important way. Similes use the words “as” or “like” to make the connection between the two things that are being compared.	Metaphors also make a comparison between two things <u>without</u> using the words “as” or “like.”	Personification is the giving of a human quality or characteristic to an object or idea. An object or thing is talked about as if it were a real person taking on human actions.
<b>Simile Examples</b> <i>The thunder sounded like a cannon.</i> <i>Her temper was as explosive as a volcano.</i>	<b>Metaphor Examples</b> <i>The fireflies were flashlights blinking in the night.</i> <i>My brother was a limp dishrag after the long race.</i>	<b>Personification Examples</b> <i>The winter wind knocked on our door.</i> <i>The balloon danced through the sky.</i>

1. The sky is my ceiling and the moon my lantern. \_\_\_\_
2. How strange it is to see that our words have a face! \_\_\_\_
3. Our Mali village lies beneath rocks that stretch like two arms holding us safe. \_\_\_\_
4. When you bite into the fruit, it bites back. \_\_\_\_
5. To escape them we lived among the rocks like swallows. \_\_\_\_


# YATANDOU

## SEQUENCE OF EVENTS


Number the sentences below in the correct sequence of events.



- \_\_\_\_\_ Father is angry because no dinner has been prepared.
- \_\_\_\_\_ Mother grinds a basket of millet with the grinding machine.
- \_\_\_\_\_ Yatandou raises a goat that at birth was small and weak.
- \_\_\_\_\_ A woman from the city comes to teach the women in the village.
- \_\_\_\_\_ Sunjata, Yatandou's goat, is sold for a good price at the market.
- \_\_\_\_\_ Yatandou learns how to spell her name.
- \_\_\_\_\_ Women pound millet under the shade of the baobab tree.
- \_\_\_\_\_ A truck delivers a strange looking contraption – a grinding machine.



# YATANDOU



Mali's history and cultural heritage has been passed down from generation to generation by oral tradition. The country's fabled past, full of mystery and mythology of evil spirits, spread through storytelling.

This important tradition has been the job of people called griots. Griots that are also musicians most commonly play a 12-stringed instrument that looks like a guitar or lute. At the market, where Yatandou is selling her goat, a griot is singing the story of King Sunjata.



After reading *Yatandou*, write below what you learned about Mali's history or myths of jinu, bad spirits.

---

---

---

---

---

---

---

---

---

---





# YATANDOU

## MARKET WORD SEARCH

cotton

millet

rice

corn

vegetables

peanuts

cattle

sheep

goats

onions

water jars

chicken

N R I V E S G P C A T G C N U  
 M I C A N W T C E P G O A T S  
 I R W O M R A H S A R U T S H  
 L C I R K I B T H Y I H T W E  
 S N O C O T S V L C M C L A C  
 O H C G E T G H E V H R E T H  
 V L E T J P E W E P S I C G I  
 P E R A T L C A V E H G O V O  
 C H I C K E N O L A P M I L G  
 P O M I L L R B R N O C H E S  
 E N G C G E A I S U S H G W H  
 A V E C O T L A N T W E W A V  
 R I C W E R V E M S V P C T E  
 M P R G A O N P N D O N E E G  
 C S E J P M I O C H I L L E R C  
 O V T A G S T G O N L L A J H  
 G O A R N T P E A I J C G A I  
 C R W G O I V E M I V N E R G  
 M I L C V N C S C G O A V S O

# Millet



What is Millet?

Millet is a type of grain that is grown in Africa and Asia. It looks like corn when it is growing and produces large seed heads on the top of its stalk. The seed heads yield small seeds that are used as a food source. The seeds are tiny in size and round in shape. Different varieties of millet range in color from white, gray, yellow, to red.

Millet is a fast-growing grain that thrives in hot, dry climates and doesn't require very much rain. It is an excellent drought resistant crop that can remain dormant for an extended time and is then able to quickly sprout with the first rainfall. Within as little as 65 days it can develop from a planted seed to a ready-to-harvest plant. This is important in areas where food is scarce and needed for many. Millet will also grow in places where wheat and barley will not grow.

In Africa, millet is a major crop and an extremely important food source. It has a nut-like flavor and its texture varies depending upon the cooking method. It can be creamy like mashed potatoes or fluffy like rice. Toasting millet before cooking enhances its flavor. Millet expands when cooked in water and is used in porridges. It is also milled into meal or flour and used for flatbreads. It is high in protein and also contains other nutrients, such as iron, potassium, magnesium, calcium, zinc, and B vitamins.



Answer the following true or false questions.

1. Millet is a slow-growing grain. True False
2. Millet seeds are tiny in size and round in shape. True False
3. Wheat will grow in places where millet will not grow. True False
4. In Africa, millet is a major crop and food source. True False
5. Millet contains nutrients such as protein and B vitamins. True False



# The Baobab Tree



## Class Activity

1. Take your students outside to the nearest tree. Measure the circumference of the tree. With outstretched arms, have students hold hands and circle the tree. Note the number of students needed.
2. Now form groups of 10 students. With outstretched arms, hold hands to create a circle. Explain to students this circle represents the circumference of a baobab tree.
3. Discuss the following questions. Answers will depend on the students' background knowledge of baobab trees. Encourage students to make logical guesses and predictions.
  - What would a tree of this size need in order to grow?
  - Where would you find a baobab tree?
  - For what type of environment would baobabs be suited?
  - What would the branches and leaves look like?
  - What type of animals would live in this tree?
  - Do baobabs produce fruit?
  - Would a baobab be easy to climb?
  - How long do you think a baobab lives?
4. Provide students with the following passage (see next page). Instruct students to read the passage with a partner.
5. Revisit and discuss the questions after reading the passage.



# The Baobab Tree



In the harsh drought conditions of Africa, the baobab tree dots the landscape. With their enormous trunks and crooked short, stocky branches, baobabs are suited for this dry and hostile environment.

The secret of the baobab's success in surviving in the desert is its trunk's large water storage capacity. The baobab is very drought tolerant and in the wet months, water is stored in its thick corky trunk for the dry periods. The trunk can reach as much as 35 feet (10 meters) in diameter.

The baobab looks as if it is growing upside down, with gnarled roots atop a massive trunk. There are no branches on the bottom of the smooth trunk and for most of the year, the tree is leafless. Leaves are produced only during the rainy season. At this time they also develop huge white flowers that hang down on long stalks. The flowers last for only a short time and are pollinated at night by bats feeding on the nectar.

Baobabs produce a unique fruit that is about a foot long. The fruit is called "monkey bread" and contains vitamin C. The dry pulp of the fruit is eaten directly or mixed into porridge. The seeds are rich in citric acid and oil. Because of the velvet-like coating around a tough round or oval shape shell, the fruit is thought to look like rats hanging from the tree by their tails.

These characteristics may give the baobab tree a bizarre appearance, but they provide it with an impressive life cycle. It is believed that baobabs live for several thousand years. In Africa, there are trees thought to be up to 5,000 years old.

This is very remarkable considering its home is in the hot, hostile desert!



# YATANDOU




Comprehension Questions - Circle the correct answer.

1. Living conditions for the majority of people in the Mali villages are
  - a. technically advanced
  - b. fortunate and carefree
  - c. poor and harsh
2. The water supply in the villages is
  - a. abundant
  - b. inadequate
  - c. unlimited
3. The climate of Mali is
  - a. hot and arid
  - b. varies greatly by seasons
  - c. wet and rainy
4. The name Mali comes from the word
  - a. millet
  - b. pounding stick
  - c. hippopotamus
5. Pounding millet is
  - a. enjoyed by the women of the village
  - b. a hard and time-consuming task
  - c. a necessary chore only completed once a month
6. Why is it thought to be dangerous to be far from the village?
  - a. Jinu, bad spirits, will hide in the bush and steal a child.
  - b. Evil emperors will steal children for slavery.
  - c. An evil bird will fly over and do harm.
7. Yatandou's father was angry because
  - a. the women were idle and wasting time at the market
  - b. there was no dinner prepared
  - c. Yatandou sold Sunjata
8. After the village receives a grinding machine, Yatandou's pounding stick is
  - a. used for firewood
  - b. given to her friend, Domion, to use to pound millet
  - c. marked with her name and saved as a remembrance

YATANDOU



# YATANDOU




## Crossword Puzzle

### Across

1. Famous Mali king.  
Also the name of Yatandou's goat
2. Yatandou's friend
3. hawli
4. wandering singer

### Down

1. City in Mali – grinding machine delivered from here
2. bantalons
3. Father's favorite stew
4. French coin



# YATANDOU AWARD



While Yatandou is pounding the millet, she thinks of what it would be like to go to school and learn book secrets, and she is thrilled when she is taught to write. Yatandou understands and appreciates the value and joy of learning. If she were in your classroom, it is likely she would be a motivated and eager learner.

Show your understanding and appreciation for your education by earning a Yatandou award. Obtain this award by giving your best effort and working hard to learn in school. Fill out the form and explain why you deserve the award. Good luck!

Name _____	Date _____
Please check the following criteria that apply to you.	
<input type="checkbox"/> I am a cooperative learner.	<input type="checkbox"/> I give my best effort.
<input type="checkbox"/> I ask questions if I don't understand.	<input type="checkbox"/> I listen well in class.
<input type="checkbox"/> I follow directions.	<input type="checkbox"/> I complete my assignments.
Additional comments: _____	
_____	
_____	
_____	
_____	

Do you know of a classmate who deserves this award? Fill out this form for them!




*This certifies that*

\_\_\_\_\_ *is an Appreciative and Motivated Learner*

*Date* \_\_\_\_\_

*Awarded by* \_\_\_\_\_



*Yatandou Award*



## Answer Key

### Vocabulary

1. pulp    2. thicket    3. idle    4. franc  
5. awning    6. contraption    7. millet    8. porridge

### Story Map

**Characters** – Yatandou, Mother, Father, Madou – brother, Domion – friend

**Setting** – Mali, Africa, poor village, desert

**Problem** – Laborious and time-consuming tasks of the women of a poor village; women are trying to collect money for a grinding machine

**Events** – Daily chores

(such as fetching water, caring of the goats, pounding of millet, collecting firewood)

Selling of Sunjata at the market - collecting money for grinding mill

Village receives grinding mill

Women taught to write

Women are relieved of daily pounding task

**Solution** – The grinding mill alleviates workload of the women and will bring other benefits, such as water and electricity to the poor village.

**Yatandou's and Her Mother's Work Day** - Answers will vary

**Morning** - Fetching water before sunrise, grazing the goat, pounding millet

**Afternoon** – Pounding onions, make the pulp into balls for sauce, collecting firewood, going to the market    **Evening** – Fetching water, preparing meals

Fetching water is time-consuming because women have to walk long distances to get to a water source and then carry the water in jugs back to their homes. In most villages there are no wells or running water. Pounding with a stick takes several hours. Most villages do not have the machinery or technology to simplify everyday tasks.

The grinding machine, multifunctional platform, greatly reduces the workload of the women. Electricity, running water, and modern day appliances would also be of great benefit.

### Picture Sketches

hawli – scarf; krem-krem – thorns; pagne – skirt; bantalons – pants

### Simile, Metaphor, Personification

1. M    2. P    3. S    4. P    5. S

### Sequence of Events

**3** Father is angry because no dinner has been prepared.

**6** Mother grinds a basket of millet with the grinding machine.

**1** Yatandou raises a goat that at birth was small and weak.

**7** A woman from the city comes to teach the women in the village.

**4** Sunjata, Yatandou's goat, is sold for a good price at the market.

**8** Yatandou learns how to spell her name.

**2** Women pound millet under the shade of the baobab tree.

**5** A truck delivers a strange looking contraption - a grinding machine.

## Word Search

N R I V E S G P C A T G C N U  
M I C A N W T C E P G O A T S  
I R W O M R A H S A R U T S H  
L C I R K I B T H Y I H T W E  
S N O C O T S V L C M C L A C  
O H C G E T G H E V H R E T H  
V L E T J P E W E P S I C G I  
P E R A T L C A V E H G O V O  
C H I C K E N O L A P M I L G  
P O M I L L R B R N O C H E S  
E N G C G E A I S U S H G W H  
A V E C O T L A N T W E W A V  
R I C W E R V E M S V P C T E  
M P R G A O N P N D O N E E G  
C S E J P M I O C H I L E R C  
O V T A G S T G O N L L A J H  
G O A R N T P E A I J C G A I  
C R W G O I V E M I V N E R G  
M I L C V N C S C G O A V S O

## Millet

1. false 2. true 3. false 4. true 5. true

## Comprehension Questions

1. c 2. b 3. a 4. c 5. b 6. a 7. b 8. c

## Crossword Puzzle

### Across

1. Sunjata
2. Domion
3. Scarf
4. Griot

### Down

1. Bandiagara
2. pants
3. bat
4. franc