


Teacher's Guide



Waiting for the Owl's Call

Author: Gloria Whelan
Illustrator: Pascal Milelli

Guide written by Cheryl Grinn

**This guide may be reproduced for use in the classroom with this
express written consent of Sleeping Bear Press**

Published by

**Sleeping Bear Press
315 E. Eisenhower Parkway, Suite 200
Ann Arbor, MI 48108
800-487-2323**

www.sleepingbearpress.com

WAITING FOR THE OWL'S CALL

ANTICIPATORY QUESTIONS

Use these questions before reading the book to the students to help prepare them for the story.

1. How many of you have to do chores at home?
2. What type of chores do you do?
3. How many of you have jobs? Why not?
4. How old do you have to be to have a job?
5. What do people receive in exchange for the work they do?

List some reasons why children might be forced to work.

List some jobs that children should never be permitted to do.

Use a world map or globe to discuss the region of the world where the story takes place. Discuss the mountains and the difficulties of living in isolated areas.

1. How would you feel if you were unable to read?
2. What if you had never seen a school?
3. What would it be like to not have electricity, not be able to read, and have little access to the outside world?

WAITING FOR THE OWL'S CALL

HEARTBEAT MATH



Zulviya tried to tie one knot in her rug for each beat of her heart. The average number of beats per minute for an adult woman is 75. Children's hearts beat faster than adults.

We will use 80 beats per minute in the math problems below.

80 beats = 1 minute

1. How many beats are in 3 minutes? _____
2. How many knots could Zulviya tie in 1 hour? _____
3. Zulviya, her sister, and her cousin each tied 240 knots per minute. How many total knots were tied in 1 minute? _____
4. Approximately how long did it take to tie 8000 knots? _____

WAITING FOR THE OWL'S CALL

WHERE IN THE WORLD?

We know that Zulviya lives in another part of the world. But how much do you know about the world?

Use a world map or a globe to help you answer these questions.

Name the continents

1. _____
2. _____
3. _____
4. _____
5. _____
6. _____
7. _____

Name the oceans

1. _____
2. _____
3. _____
4. _____


On which continent did Zulviya live? _____

On which continent do you live? _____

Name the imaginary line that goes around the center of the earth _____

WAITING FOR THE OWL'S CALL

WOOL FROM SHEEP TO YARN



Wool is used for weaving the rugs in the book *Waiting for the Owl's Call*. You know that wool comes from sheep, but how does it become yarn?

Divide your paper into five sections. In order, write the steps for making wool and draw an illustration for the section.

WAITING FOR THE OWL'S CALL

WEAVER CROSSWORD



All of the answers to this crossword can be found in the book *Waiting for the Owl's Call*.

1. **W** ___ ___ ___ ___ ___
2. **E** ___ ___
3. **A** ___ ___ ___ ___ ___
4. **V** ___ ___ ___ ___ ___ ___
5. **E** ___ ___
6. **R** ___ ___

1. used to make brown dye _____
2. They were not allowed to _____ the mulberries.
3. Zulviya likes the sweet smell of the _____ blossoms
4. a musician visits the _____
5. the opposite of beginning _____
6. the color of pomegranate juice _____

WAITING FOR THE OWL'S CALL



NUMBER PATTERNS

Patterns were a part of a weaver's life. Zulviya had patterns she wove into the carpets she made and patterns she only could dream about. Just as the carpets had patterns, numbers have patterns, too.

Solve these number pattern problems.

1. 2, 4, 6, 8, ____, ____, ____
2. 4, 8, 12, ____, ____, ____
3. 100, 97, 94, 91, ____, ____, ____
4. 217, 213, ____, 205, ____
5. 7, ____, ____, 28, 35, ____
6. $\frac{1}{2}$, 1, ____, ____, ____
7. 18, ____, ____, 36, ____
8. $\frac{2}{3}$, $1\frac{1}{3}$, ____, ____, $3\frac{1}{3}$, ____
9. 55, 60, ____, ____, ____, 80
10. 11, ____, ____, ____, 55, 66

WAITING FOR THE OWL'S CALL

DAYDREAMING

Zulviya keeps a pattern in her head as she weaves her rug. She is daydreaming. Do you ever daydream? Everyone daydreams at times. It's fun.

Draw a picture of a daydream you've had in the cloud below.



WAITING FOR THE OWL'S CALL

HOW WOULD YOU FEEL IF?

You may share many different emotions with the characters in *Waiting for the Owl's Call*.

Describe how you would feel in each of the situations below.

1. How would you feel if you were Zulviya's mother? _____


2. How would you feel if you were the loom the carpets were woven on?

3. How would you feel if you were the sheep whose wool was used?

4. How would you feel if you were the man who bought the carpets?

WAITING FOR THE OWL'S CALL

GEOMETRIC FIGURES



Rugs are woven in many different sizes by the girls in *Waiting for the Owl's Call*.

Practice drawing rugs that are geometric figures. Use a ruler to help you.

On a separate sheet of paper:

1. Draw a rectangle that is 3 inches by 4 inches.
2. Draw a square that is 3 inches by 3 inches.
3. Draw a triangle that is 2 inches on each side.
4. Draw a triangle that is 2 inches by 3 inches by 2 ½ inches.
5. Draw a rectangle with one side twice as long as the other side.
6. Turn your squares and rectangles into rugs with colorful patterns.

WAITING FOR THE OWL'S CALL

A POEM FOR ZULVIYA

Enjoy reading the book *Waiting for the Owl's Call*. You might be amazed to know that many children are forced to work in factories in South Asia.

Write a free-verse poem about Zulviya and her life. Your poem should contain at least eight lines.

Draw a picture to go with your poem.

WAITING FOR THE OWL'S CALL

MAKE A POSTER AGAINST THE USE OF CHILD LABOR

Children are being exploited and forced to work in factories all over South Asia. Design a poster that makes people aware of the problem.

Use this sheet to brainstorm your ideas and try different designs.
Make your final poster on a large sheet of manila or white paper.
Keep the picture simple and the message to the point.

WAITING FOR THE OWL'S CALL

Khatai Cookie Recipe



Enjoy making and eating these cookies

Ingredients

1 ½ cups white flour
1 cup sugar
¾ cup corn oil
1 tablespoon cinnamon
Ground pistachio nuts

Directions

Preheat oven to 350 degrees.
In a large bowl mix flour, sugar, and cinnamon.
Add corn oil and mix well.
Roll the dough into 2-inch round balls (wash your hands first).
Place cookies on cookie sheet.
Place in oven and cook for 15 minutes or until light brown.
Sprinkle finely ground pistachios on top of the cookies while they are still hot.
Let cookies cool and enjoy them with a glass of milk! Yummy!!

WAITING FOR THE OWL'S CALL

MAKE A STORY MAP

Make a story map after you've read the book *Waiting for the Owl's Call*.

SETTING

CHARACTERS

SEQUENCE OF EVENTS

PROBLEM

SOLUTION TO PROBLEM

WAITING FOR THE OWL'S CALL CHORES AT HOME



SURVEY AND GRAPH

Zulviya was not paid for making rugs; it was considered her duty to help the family.

Are chores just a part of being in a family or are children paid for doing chores?


Survey at least 40 students, asking if they get paid for doing chores at home.

ALWAYS

SOMETIMES

NEVER

Make a circle graph showing the results of your survey.
A circle graph shows percentages.



WAITING FOR THE OWL'S CALL

IMAGINE VENN DIAGRAM

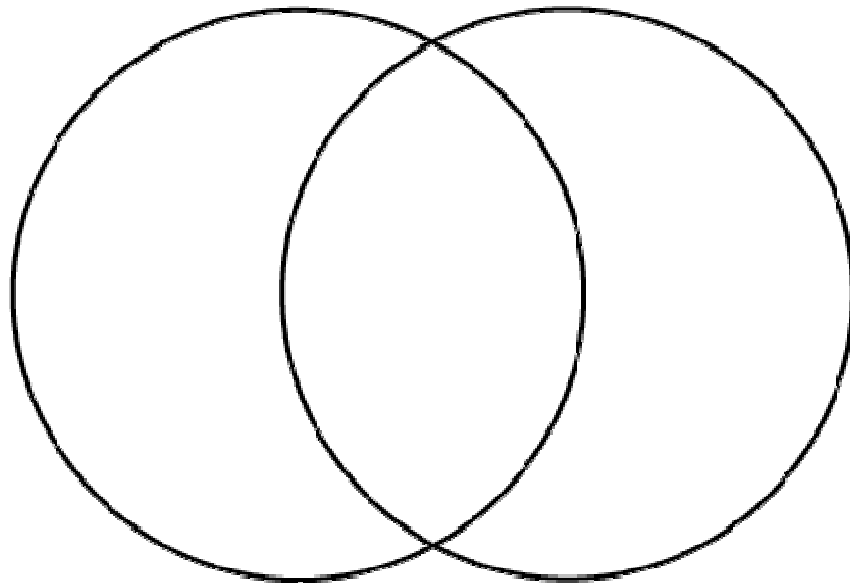
Imagine living where there was no television, no iPods or radios, no electricity, and you didn't even know how to read! Your whole day was spent weaving rugs.

Compare your life and Zulviya's life using the Venn diagram below. How are you alike and how are you different?

Zulviya

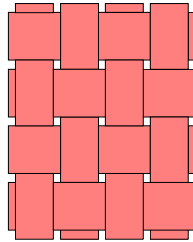
Both

Me



WAITING FOR THE OWL'S CALL

Be a Weaver!



Weaving can be fun; it can also be work if you are forced to do it all the time. Let's have some fun learning to weave.

Weaving terms

Warp— threads that run up and down

Weft— threads that run side to side

Label the warp and the weft in the woven piece above.

Materials

8 x 10 inch piece of sturdy cardboard

yarn in various colors and textures

scissors

Directions

Cut notches $\frac{1}{4}$ inch apart across the top and the bottom of your cardboard.

These should be big enough and deep enough to hold your yarn. Notches should line up. Use a ruler to help you.

Choose your base color and wrap the yarn around the card from top to bottom and notch to notch. This is your _____

Choose a different yarn and start weaving it over and under the long strands from side to side. This is your _____

Push the rows together so you have a tight weave. Change colors as often as you wish. Form a pattern.

Remove from loom when finished and enjoy your weaving.

WAITING FOR THE OWL'S CALL

ZULVIYA'S PATTERN

Zulviya used a very old pattern to weave her rugs. It's the same pattern used by her mother and grandmother. But in her head she wove a pattern that's all her own.

List the colors Zulviya used in the pattern in her head.

Make a rug pattern using the colors Zulviya had in her head.



WAITING FOR THE OWL'S CALL

BRAINSTORM



Choose a group of three classmates and together brainstorm all of the ways you could help children who are in circumstances like Zulviya's. Make your list below.

Choose your best idea and write a plan showing how you could make it happen.

Waiting for the Owl's Call

ANSWER SHEET

Heartbeat Math- 1) 240 2) 4,800 3) 720 4) 1 hr. 40 min.

Where in the World- CONTINENTS- North America, South America, Europe, Africa, Asia, Antarctica, Australia
OCEANS- Indian, Pacific, Atlantic, Arctic
QUESTIONS- Asia, North America, equator

Wool from Sheep to Yarn- 1) shear 2) scrub 3) card 4) spin 5) dye

Weaver Crossword- 1) walnut 2) eat 3) almond 4) village 5) end
6) red

Number Patterns- 1) 10, 12, 14 2) 16, 20, 24 3) 88, 85, 82 4) 209, 201
5) 14, 21, 42 6) $1\frac{1}{2}$, 2, $2\frac{1}{2}$ 7) 24, 30, 42 8) 2, $2\frac{2}{3}$, 4
9) 65, 70, 75 10) 22, 33, 44