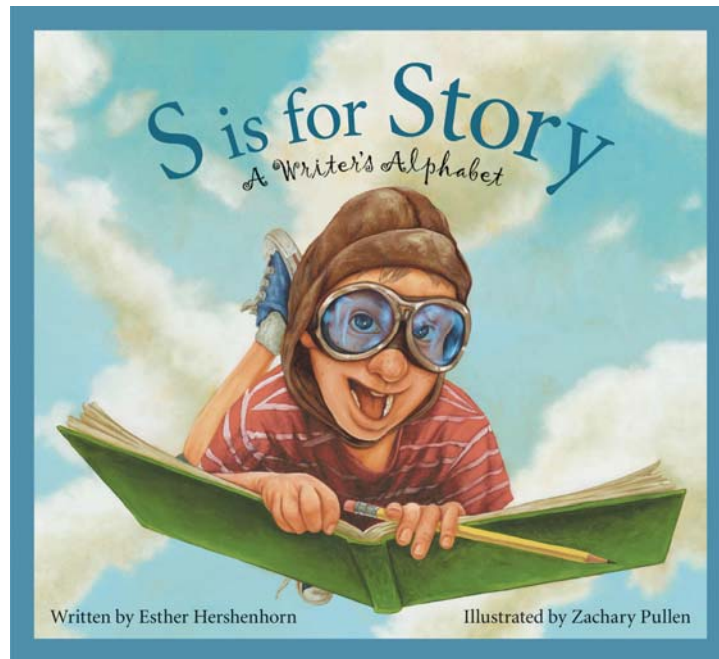


Teacher's Guide



S is for Story A Writer's Alphabet

Author: Esther Hershenhorn
Illustrator: Zachary Pullen


Guide written by Cheryl Grinn

**This guide may be reproduced for use in the classroom
with this express written consent of Sleeping Bear Press**

Published by

**Sleeping Bear Press
315 E. Eisenhower Parkway, Suite 200
Ann Arbor, MI 48108
800-487-2323**

www.sleepingbearpress.com



S is for Story

Alphabetical Order

You may have been able to recite your ABCs before you started school. But, did you know how our alphabet was developed? You will find information about the history of the alphabet in *S is for Story: A Writer's Alphabet*.

Place the authors' names from the box below in the correct alphabetical order using their last names.

Richard Peck	Dr. Seuss	E.B. White
Lois Lowry	Esther Hershenhorn	James Howe
Katherine Paterson	Beverly Cleary	Lewis Carroll
Washington Irving	Frank Baum	Anne Frank

1. _____
2. _____
3. _____
4. _____
5. _____
6. _____
7. _____
8. _____
9. _____
10. _____
11. _____
12. _____

Who is your favorite author? _____

What is your favorite book? _____

S IS FOR STORY

You, the Editor!



The paragraph below was written as a rough draft that needs to be edited for spelling, punctuation, and correct word choice.

Add correct punctuation using a red pen. Cross out misspelled words or incorrect words and write the corrected word above. **Hint—there are at least 18 errors.**

writing poses meny challenges. A persen needs to use a

dictionary too helm them right. One girls liked to write

in his journal Daily. Righting a story takes werk and

imagination? I Like tow write too my to kusins, do you!

S IS FOR STORY

This Book Has a Genre!

What's your favorite genre? Perhaps you like science fiction or mystery or realistic fiction. Maybe you like them all!

Place each book title below under the correct genre.



Mrs. Frisby and the Rats of Nimh
Harry Potter and the Sorcerer's Stone
Freddy the Detective
The House of Dies Drear
The Case of the Muttering Mummy
On My Honor
Island of the Blue Dolphins
Julie of the Wolves
Lord of the Rings

Science Fiction

Realistic Fiction

Fantasy

Mystery



Awesome Adjectives

Adjectives are words that describe other words.

This is a simple sentence: The girl had brown hair.

Let's add some adjectives to spice it up: The young girl has beautiful, dark brown, wavy hair.

Which sentence paints a clearer picture?

Write as many adjectives as you can to describe the following words.

Eyes

Nose

Feet

Voice

Ears

Hair

Write a sentence using at least three adjectives from your lists.



Write a Short Biography

A biography is the story of a person's life. An autobiography is when a person writes the story of his or her own life. Your task is to write a biography.

Use the following steps to help you.

1. Interview a grandparent or an elderly neighbor.
2. Ask them about three funny things that happened to them in their lives:
 - when they were a child,
 - when they were a teenager
 - when they were an adult
3. Ask them how things are different now than when they were young.
4. Find out where they were born and where they grew up.
5. Think about other questions that might interest you.


Have fun writing a 1-2 page biography of the person you interviewed.

Make a list of the questions you will ask.

1. _____
2. _____
3. _____
4. _____
5. _____
6. _____
7. _____
8. _____
9. _____
10. _____

CAUTION: Brainstorm Ahead!

Do you find that it is hard to come up with a good idea when your teacher asks you to write a story? Let's solve that problem now! Brainstorm a list of ideas for stories that you think would be interesting. Keep your list in a safe place and add ideas as you think of them. Use your list the next time you're asked to write a story.



Develop a Character of Your Own!

The characters you use in a story you write can make or break your story. Each character needs to be developed with a unique personality. The reader needs to have feelings about the characters in your story.

Introduce your character

Write a complete sentence introducing your character by name and occupation.

Describe your character

Describe your character's head shape, eyes, nose, mouth, and hair.

Describe your character's physical features

Describe the height, weight, hair, size, age, etc.

Describe your character's traits

Describe likes and dislikes, special skills or knowledge, reputation, popularity

OBSERVE YOUR WORLD

During the next three days take 30 minutes each day to observe the world around you. Look, listen, smell, taste, and feel! Use each of your senses each day. Write down your observations.

Day 1

Heard _____
Tasted _____
Touched _____
Saw _____
Smelled _____

Day 2

Heard _____
Tasted _____
Touched _____
Saw _____
Smelled _____

Day 3

Heard _____
Tasted _____
Touched _____
Saw _____
Smelled _____

Plot Your Story

The plot is what the story is all about. How is your main character going to get what he needs or wants?

Write a short story making sure your main character has a problem at the beginning, the situation gets worse in the middle, and reaches a satisfying conclusion.

Plan your story below.

Character description _____

Problem that needs to be solved _____

Character's plan of action to solve the problem _____

Obstacles that come up along the way _____

Solution to the problem _____

Now, write your entire story on a separate sheet of paper.

SEEK AND FIND

Each of the answers needed to complete this page can be found in the book *S is for Story: A Writer's Alphabet*.. Have fun finding the answers as you search high and low.

1. Name the illustrator of *S is for Story*. _____
2. What ancient group of people named the tiny pictures they drew glyphs?

3. What word meant “to print and give to the public”? _____
4. Who is pictured on the D and E pages of the book? _____
5. What type of stories did Charles Perrault write? _____
6. Name the five senses. _____
7. What do we call the highest point of a story? _____
8. Who wrote about the midnight ride of Paul Revere? _____
9. What do you call a comparison that uses “like” or “as”? _____
10. What’s another name for a dictionary of synonyms? _____
11. What does “Dumbledore” mean? _____
12. Who wrote *Through the Looking Glass*? _____
13. What is the most common word used in English texts? _____
14. What is Theodore Geisel’s pen name? _____
15. What does P.S. stand for? _____



Create a Setting

The setting in a story describes where the story takes place. It can be as vast as the entire world or as small as a mouse hole. Every story needs a good setting; let's get to work writing one.

Introduce the setting.


Write 3 sentences describing the setting, its location, and time in history.
(past, present, or future)

Describe the setting.

Write 3 sentences describing your setting's size, shape, and colors.

Describe how the setting smells and sounds.

Describe the land around the setting.



Similes and Metaphors

Similes and metaphors are figures of speech that are fun to use in descriptive writing.

A **simile** is a comparison using *like* or *as*.

Example: His smile is as big as a slice of watermelon.

Write 5 sentences using similes.

1. _____
2. _____
3. _____
4. _____
5. _____

A **metaphor** compares or contrasts two unlikely things but doesn't use the words *like* or *as*.

Example: Paul Bunyan's yell was bigger than a mountain.

Write 5 sentences using metaphors.

1. _____
2. _____
3. _____
4. _____
5. _____

Illustrate one of your similes and one of your metaphors.

The Tall Tale Tattler



Think about all the tall tale characters you know. One of the biggest is, of course, Paul Bunyan. An author needs a good imagination when he or she writes the story of a bigger-than-life character.

Pretend you had the chance to interview Paul Bunyan and Babe, his blue ox, in person. Write the conversation you had with Paul. Ask him about some of the claims he's made.

Example:

Author Question: Paul, how big were you when you were born?

Paul's Answer: I was so big that it took three blankets just to get around me.

Have fun!

Stretch Your Vocabulary

In order to make your writing interesting you need to use a variety of descriptive words.

Put on your thinking cap and come up with as many words as you can under each category.

Sounds


Feelings

Smells

Movements



Using Writing Styles



There are several different types of writing styles. In this exercise you will practice four writing styles.

Descriptive—words that paint pictures in the reader’s mind

Narrative—recounts the story of something that happened to someone

Expository—informs or teaches

Persuasive—convinces someone to change their opinion

Write three sentences that are examples of each style.

Descriptive

1. _____
2. _____
3. _____

Narrative

1. _____
2. _____
3. _____

Expository

1. _____
2. _____
3. _____

Persuasive

1. _____
2. _____
3. _____

S IS FOR STORY

ANSWER KEY

Alphabetical order- 1) Frank Baum 2) Lewis Carroll 3) Beverly Cleary 4) Anne Frank 5) Esther Hershernhorn 6) James Howe 7) Washington Irving 8) Lois Lowry 9) Katherine Paterson 10) Richard Peck 11) Dr. Seuss 12) E.B. White

Edit for Better Writing- W, many, person, to, help, write, girl, her, daily, Writing, work . like, to, to, two, cousins, ?

This Book Has a Genre- **Science Fiction-** Mrs. Frisby and the Rats of Nimh **Realistic Fiction-** On My Honor, Island of the Blue Dolphins, Julie of the Wolves **Fantasy-** Harry Potter and the Sorcerer's Stone, Lord of the Rings **Mystery-** Freddy the Detective, The House of Dies Drear, The Case of the Muttering Mummy

Seek and Find- 1) Zachary Pullen 2) Egyptians 3) publish 4) Abraham Lincoln 5) fairy tales 6) see, hear, taste, smell, touch 7) climax 8) Henry Wadsworth Longfellow 9) simile 10) thesaurus 11) bumblebees 12) Lewis Carroll 13) the 14) Dr. Seuss 15) after writing