


Teacher's Guide



Net Numbers A South Carolina Number Book

Author: Carol Crane
Illustrator: Gary Palmer

Guide written by Cheryl Grinn

**Portions may be reproduced for use in the classroom
with this express written consent of Sleeping Bear Press**

Published by

**Sleeping Bear Press
310 N. Main St., Suite 300
Chelsea, MI 48118
800-487-2323**

www.sleepingbearpress.com



Reading Marathon Math

Have you ever been part of a reading marathon? If not, you can read how they work in *Net Numbers*. Try it, it's fun!

Solve the problems concerning reading.

1. Mr. Jones' class had 30 students. Each student read 15 pages. How many pages did the total class read? _____

2. Ms. Santiago's class of 25 each read 125 pages over a week. How many pages did the class read? _____

3. If 15 students read a total of 600 pages, what was the average number of pages read per student? _____

4. John read 5 books in a week. The books had 120 pages, 89 pages, 76 pages, 143 pages, and 46 pages. How many pages did John read? _____

5. Three classes, of 22 students each, read a book that had 120 pages. How many total pages were read? One class _____, Two classes _____, Three classes _____



Why Am I Famous?

Enjoy reading about the people, places, and things that help to make South Carolina great, in the book *Net Numbers*.

Use the word box to help you fill in each person's claim to fame.

seeds	broom maker	army commander
blacksmith	cotton mill	Amelia Bedelia

What makes each of these people famous?

1. Peggy Parish _____

2. George W. Park _____

3. Philip Simmons _____

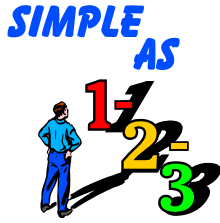
4. Susie Simpson _____

5. William Gregg _____

6. Nathanael Greene _____

Which person above contributed the most to the country? _____

Explain _____



South Carolina Numbers

Numbers are found everywhere in *Net Numbers*, a book about South Carolina. Enjoy reading this wonderful book.

Use the numbers in the box to answer each question.

3	2006	1,600	8
1 ½	2	1	
40	300	30,000	

1. Number of sides in the shape of South Carolina _____
2. South Carolina's square miles of land _____
3. Rank in size among the states _____
4. Time it takes to make a handmade broom _____ hrs.
5. Length of Stumphouse tunnel _____ ft.
6. Number of eyes on a Carolina Wolf Spider _____
7. Number of eggs a female mantis can lay _____
8. Number of cups of peanut butter needed to make Benne Balls _____
9. Length of the "Battle of Cowpens" _____ ft.
10. Year *Net Numbers* was published _____

A Statement or a Question

A statement is a sentence that tells about something.

A question is a sentence that asks about something.

After reading *Net Numbers* decide if each of the sentences below is a question or a statement.

Use Q for question and S for statement.

___ 1. "The Battle of Cowpens" took place during the Revolutionary War

___ 2. Are all glass bottles home-blown

___ 3. A female mantis is one of the largest insects

___ 4. South Carolina grows more peaches than Georgia

___ 5. What is Philip Simmons known for making

Write 3 statements about South Carolina.

1. _____

2. _____

3. _____

Write 3 questions about South Carolina.

1. _____

2. _____

3. _____



A Peachy Recipe

South Carolina grows more peaches than Georgia. Learn about peaches in South Carolina in *Net Numbers*.

Enjoy this peachy recipe!

Auntie's Peach Cobbler

Ingredients

6 fresh peaches
2 tablespoons all-purpose flour
1 ½ cups white sugar
½ teaspoon cinnamon
1 egg
½ cup butter or margarine
5 slices white bread (crusts removed)

Directions

1. Preheat oven to 350 degrees.
2. Butter a square 8-inch baking dish.
3. Skin, pit, and slice the peaches.
4. Cut each slice of bread into 4 pieces.
5. Spread peaches on the bottom of the baking dish. Cover with bread pieces.
6. Beat together butter, sugar, cinnamon, flour, and egg. Pour over bread and fruit mixture.
7. Bake 35-45 minutes or until golden brown.
8. Let cool and ENJOY!

Draw a picture of you eating peach cobbler.

Alphabetize These Books!

South Carolina is the site of a horse drawn wagon that carried a free lending library to the people of its area. Learn about this state's love of reading in *Net Numbers*.

These books fell off the shelf and need to be put in alphabetical order according to the author's last name. Give it a try.

_____ *Net Numbers* by Carol Crane

_____ *The Happy Prince* by Elissa Grodin

_____ *The Tsunami Quilt* by Anthony Fredericks

_____ *The Blue Spruce* by Mario Cuomo

_____ *Fibblestax* by Devin Scillian

_____ *Paul Bunyan's Sweetheart* by Marybeth Lorbiecki

_____ *My Mom's Wedding* by Eve Bunting


_____ *Yatandou* by Gloria Whelan

_____ *A Wish to be a Christmas Tree* by Colleen Monroe

Which of these books is your favorite? _____

Explain _____

If you haven't read any of these books, which title sounds the most interesting to you? _____



Wolf Spider Cartoon

The Wolf Spider is the official spider of South Carolina. Learn all about the habits of this spider in *Net Numbers*.

Draw a 4-panel cartoon showing what happens when a wolf spider meets a character of your choosing. Don't forget to use pictures and dialog. Have fun with this assignment.

Four-Holes Swamp Diorama

What do you imagine a 4-Holes Swamp would look like? Learn about this unique environment in *Net Numbers*, a book about South Carolina.

Create a 3-dimensional diorama of 4-Holes Swamp.

Materials

A shoebox or a larger box

Various papers

Paints, crayons, markers

Clay

Various objects and models

Directions

Plan the diorama. On the bottom of this sheet of paper make a drawing of how your diorama will look.

Place your background in the diorama first. Make it as three-dimensional as possible.

Arrange the models after the entire background is completed.

Write a paragraph about your diorama on a separate piece of paper and display it with your diorama.

Catawba Pottery

The Catawba are a Native American tribe known for the pottery they produce. Discover more about this pottery in *Net Numbers*, a book about South Carolina.

Try making your own piece of pottery.

Draw a picture of the vase you plan to make.

Materials

modeling clay

water

spoon

Directions

1. Roll a large piece of clay to make it soft. Flatten into a circle for the bottom of your vase.
2. Roll clay into ropes about 8 inches long each.
3. Carefully start to form your vase by coiling the ropes of clay on the base.
4. Continue adding coils of clay until you have the size vase you desire.
5. Use water and your finger or the back of a spoon to smooth the clay. Start with the inside and then do the outside.
6. Set your vase aside until dry.



Grow a Salad, Plant a Garden!

Planting a garden is a great project and can be very healthy. Watching the garden grow is fun, but the best part is eating what you grew. Many people start their gardens from seeds. George W. Park started a seed company in South Carolina that became famous. Read about his company in *Net Numbers*.

Plan your garden so that you grow all the vegetables you like in your salad. Find a seed catalog and choose the vegetables that you want for your salad. Write down the name of each vegetable and the price of the seeds below.

1. _____
2. _____
3. _____
4. _____
5. _____

Draw a garden plot below. Place your seeds in rows in the plot. Mark each row so that you remember what seeds you've planted.

Describe the salad that you grew. _____



Favorite Pet Survey

South Carolina has an official dog! Does your state? Read about this special breed of dog in the book *Net Numbers*. What's your favorite pet?

Survey 2 classes of students at your school to find what type of pet is their favorite. (They don't have to own one for it to be their favorite.)

Dog

Cat

Horse

Other

Use the data you collected to make a bar graph showing the results. Make sure your graph has a title and is easy to read.

What is your favorite pet? _____

Net Numbers
Answer Sheet

Reading Marathon Math- 1) 450 2) 3,125 3) 40 4) 474
5) 1-2640 2- 5280 3- 7920

Why Am I Famous- 1) Amelia Bedelia 2) seeds
3) blacksmith 4) broom-maker 5) cotton mill 6) army commander

South Carolina Numbers- 1) 3 2) 30,000 3) 40 4) 1 ½
5) 1,600 6) 8 7) 300 8) 2 9) 1 10) 2006

Question or Statement- 1) statement 2) question 3) statement
4) statement 5) question