


Teacher's Guide



G is for Gladiator An Ancient Rome Alphabet

Authors: Debbie and Michael Shoulders
Illustrator: Victor Juhasz

Guide written by Cheryl Grinn

**This guide may be reproduced for use with this express written
consent of Sleeping Bear Press**

Published by

**Sleeping Bear Press
315 E. Eisenhower Parkway, Suite 200
Ann Arbor, MI 48108
800-487-2323**

www.sleepingbearpress.com



G IS FOR GLADIATOR

The **ABC's** of Famous Romans

List these famous Romans in alphabetical order.

Ovid	Romulus	Juno
Virgil		Hannibal
Octavius	Jupiter	Livy
Hadrian		Remus

1. _____
2. _____
3. _____
4. _____
5. _____
6. _____
7. _____
8. _____
9. _____
10. _____

Which of these people is your favorite? _____

Explain



G IS FOR GLADIATOR

Young Architects at Work

The Romans are famous for their many achievements in architecture.

Draw an example of each of the following:

1. Dome

2. Arch

3. Aqueduct

4. Temple

5. Roman tombstone

6. Outdoor theater



G IS FOR GLADIATOR

GLADIATOR CROSSWORD

Answers to this crossword can be found in the book *G is for Gladiator*.

1. **G** _____
2. **L** _____
3. **A** _____
4. **D** _____
5. **I** _____
6. **A** _____
7. **T** _____
8. **O** _____
9. **R** _____

1. Jupiter was a Roman _____.
2. A group in Marius' army was called a _____.
3. The ancient road from Rome to Brindisi was called the _____
Way.
4. Served at the end of a Roman meal _____
5. Rome is in the country of _____.
6. _____ channeled large amounts of water from the
mountains to Rome.
7. The _____ of Vesta
8. He wrote descriptive poetry _____
9. The twin brother killed by Romulus _____




G IS FOR GLADIATOR

FIND THE HIDDEN ARTIFACT

It is your turn to become a junior archaeologist. Research the types of items used by ancient Romans.

Make an artifact search on the mountain below. Draw 10 hidden items which might have been found in Ancient Rome. Make them hard to find by also adding modern items. Don't forget to fill in with rocks and weeds!





G IS FOR GLADIATOR

ANCIENT TRAVEL BROCHURE

You will learn many fascinating facts about ancient Rome in the book *G is for Gladiator*. Use this information to design a travel brochure that could have appeared encouraging others to visit ancient Rome.

Your brochure should be folded in thirds. Make it easy to read and colorful. Use the space below to make a rough draft of your brochure. Make your final brochure using construction paper. Have fun!

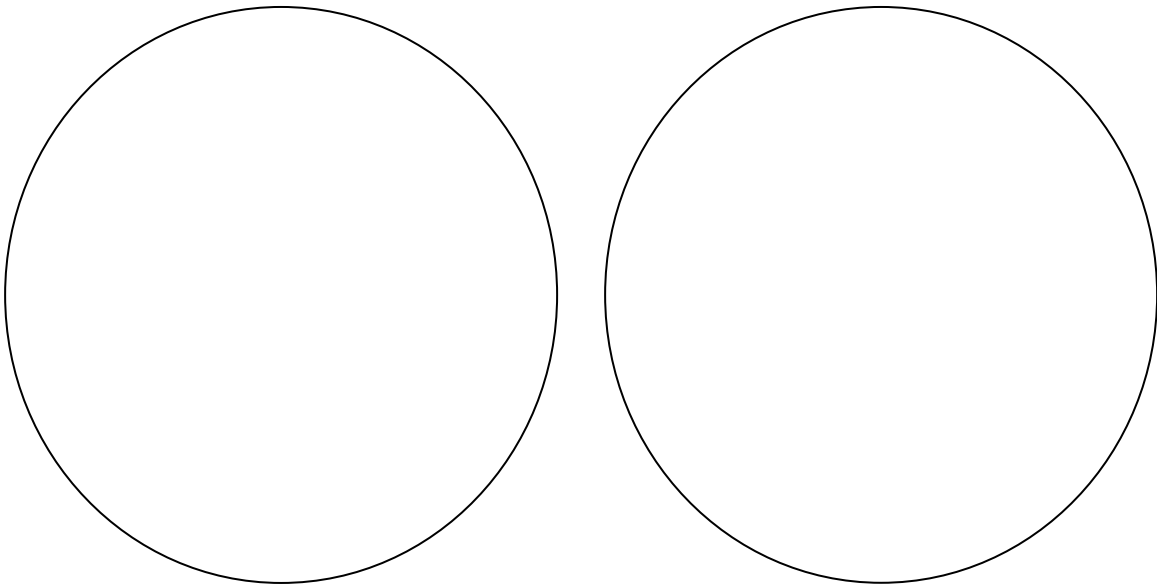


G IS FOR GLADIATOR

DESIGN YOUR OWN COIN

The quadran was among the first coins made and used by the ancient Romans. Learn all about this coin on the **Q** page of *G is for Gladiator*.

Pretend you have gone to a distant planet and must design your own coin. Make sure your coin represents you and what makes you special.





G IS FOR GLADIATOR

Fun with Roman Numerals

Early Romans did their calculations on an abacus. These written numbers are called Roman numerals.

Roman Numeral values

I = 1 V = 5 X = 10 L = 50 C = 100 D = 500 M = 1000

Using a I to the left of a number from 1-10 takes 1 away. **Example IX = 9**

Using X to the left of a number takes 10 away. **Example XC = 90**

Using C to the left of a number takes 100 away. **Example CD = 400**

Write these numbers in Roman numerals.

1. 15 _____
2. 60 _____
3. 75 _____
4. 700 _____
5. 2000 _____

Write these Roman numerals in standard numbers.

6. XXX _____
7. XIX _____
8. CXLIII _____
9. CD _____
10. CCCXXV _____



G IS FOR GLADIATOR

Gladiator Seek and Find

All of these answers can be found in the pages of *G is for Gladiator*.
Use your best detective skills to find the answers.



1. Why is Rome called the “Eternal City”? _____
2. Name the Roman Empire’s first Emperor _____
3. Name the festival that honored Jupiter _____
4. What did a winning gladiator receive for winning? _____
5. Could a woman be a gladiator? _____
6. What do you call wet plaster paintings? _____
7. Who conquered Rome in AD 476? _____
8. Name the authors of *G is for Gladiator* _____
9. What products did ships from North Africa bring to Rome? _____
10. Who wrote 142 books on Roman history? _____



G IS FOR GLADIATOR MOSAIC ART

The ancient Roman home contained mosaic pictures of many of the foods they ate. Mosaics were made with small pieces of glass or stone.

Try making a mosaic showing one of the foods mentioned on the **K** page of *G is for Gladiator*.

For your mosaic use small pieces of colored paper cut in 1/4 inch squares. Plan your design in the space below.

Do your final mosaic on a colored piece of poster board or cardboard.

1. Draw your image. It should have lots of open space.
2. Cut 1/4 inch squares of colored construction paper in the colors you need.
3. Lay out your mosaic before you glue them down. Rearrange if necessary. Glue pieces down when you like the way your mosaic looks. Have fun!



G IS FOR GLADIATOR

TIME LINE OF THE ROMAN REPUBLIC

There were many changes in the government of the Roman Republic over the centuries. Have we had many different types of government in the United States?

Cut out these changes of government in Rome and paste them in their correct place on the time line

Romulus 1st ruler

Second Punic War

Pledian Consul

1st Punic War

Caesar stabbed to death,
Republic ends

600 Senators in
Republic

Roman Republic starts

TIME LINE OF THE ROMAN REPUBLIC

ALL DATES ARE BC

509

366

264

218

82

44



G IS FOR GLADIATOR

THE GEOGRAPHY OF ITALY

The map in the front of *G is for Gladiator* will help you answer these questions.

1. Rome is a city in which country? _____
2. Name the bodies of water surrounding Italy _____

3. Land with water on three sides is called a _____
4. Italy is shaped like a _____
5. Name the volcano that erupted, covering the city of Pompeii

6. Name the island off the toe of Italy _____
7. Is Rome in the southern or northern hemisphere? _____
8. Rome was built on what number of hills? _____

Draw a picture of Italy and the waters surrounding it.



G IS FOR GLADIATOR

DATES WITH HONEY AND ALMONDS RECIPE

Enjoy making this recipe and then pretend you are a Roman as you sit on pillows on the floor and eat your treat.

Ingredients

12 pitted dried dates
12 blanched almonds
 $\frac{3}{4}$ cup honey
2 teaspoons cinnamon

Directions

1. Cut open each date and place an almond inside
 2. Roll the stuffed dates in cinnamon
 3. Place dates on a large baking dish
 4. Heat honey
 5. Pour warm honey over dates. Cool slightly
- Enjoy this delicious treat!

Write the recipe doubling each ingredient

_____ pitted dates
_____ blanched almonds
_____ cups honey
_____ cinnamon



G IS FOR GLADIATOR

ROMAN CHILD AND ME VENN DIAGRAM

It's amazing to discover how much the children in ancient Rome and the children today have in common!

Draw a Venn diagram comparing you and a child in ancient Rome.

Roman child

Both

Me



G IS FOR GLADIATOR

ITALIAN FAVORITES SURVEY AND GRAPH

Ancient Romans had a different diet of foods than those eaten in Rome today. You probably are more familiar with pizza, spaghetti, and lasagna than you are with wild boar and dormouse!

Survey 30 students to find their favorite Italian food.

Spaghetti

Pizza

Lasagna

Other

Use the data you collected in your research to make a bar graph showing the results.





G IS FOR GLADIATOR

TWELVE TABLES OF LAW

The ancient Romans established laws for their citizens to follow. The laws were divided into 12 sections. They were called the Twelve Tablets of Law.

Make a list of 12 laws that you think would make a school run smoothly.

A spiral-bound notebook with red rings and lined pages. The notebook is shown from a slightly elevated angle, showing the top and right sides. The pages are white with light blue horizontal lines. The red spiral binding is on the left side. The notebook is open to a blank page.



G IS FOR GLADIATOR

ANSWER SHEET

The ABC's of Famous Romans- 1) Hadrian 2) Hannibal 3) Juno
4) Jupiter 5) Livy 6) Octavius 7) Ovid 8) Remus 9) Romulus
10) Virgil

Gladiator Crossword- 1) god 2) legion 3) Appian 4) desert
5) Italy 6) aqueducts 7) temple 8) Ovid 9) Remus

Fun with Roman numerals- 1) XV 2) LX 3) LXXV 4) DCC
5) MM 6) 30 7) 19 8) 143 9) 400 10) 325

Seek and Find- 1) developed language, art, and technology that still exists
2) Octavius 3) "Ludi romani" 4) palm branch, crown, money, and maybe
freedom 5) yes 6) frescos 7) Goths 8) Debbie and Michael Shoulders
9) marble, corn, purple dye 10) Livy

Time Line of the Roman Republic- Romulus 1st ruler 2) 509- Roman
Republic 3) 366-Pledian Consul 4) 264- 1st Punic War 5) 218-Second
Punic War 6) 82- 600 Senators in Republic 7) 44- Caesar stabbed to
death, Republic ends

Geography of Rome- 1) Italy 2) Mediterranean Sea, Adriatic Sea
3) peninsula 4) boot 5) Mt. Vesuvius 6) Sicily 7) northern 8) 7