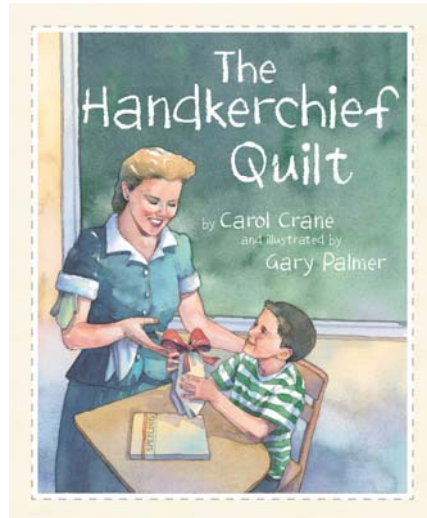


# **Teacher's Guide**



## **The Handkerchief Quilt**

**Author: Carol Crane**

**Illustrator: Gary Palmer**

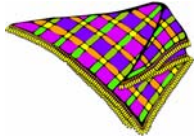
Guide written by Jillian Hume

**This guide may be reproduced for use in the classroom with this  
express written consent of Sleeping Bear Press**

Published by

**Sleeping Bear Press  
315 E. Eisenhower Parkway, Suite 200  
Ann Arbor, MI 48108  
800-487-2323**

**[www.sleepingbearpress.com](http://www.sleepingbearpress.com)**



*The Handkerchief Quilt*  
Preview and Predict



Before reading *The Handkerchief Quilt*, study the pictures to answer the following questions.

1. What might a handkerchief be used for?

---

---

2. What year might this book take place?

---

3. How can you tell? List at least three examples.

---

---

---

4. Where do you think that this book takes place?

---

---

5. Do you think that the teacher in this school is respected and loved by her students?

---

---

---

6. What might the problem be in this story?

---

---

---

7. How might the problem be resolved?

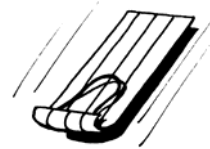
---

---

---



*The Handkerchief Quilt*  
True Statements



Use the book *The Handkerchief Quilt* to find the true statements. If the statement is true, write true on the line. If the statement is false, rewrite the sentence so that it is true.

1. Miss Anderson always wore a blue dress with three pockets and a belt.

\_\_\_\_\_

2. Miss Anderson had a cat named Eleanor.

\_\_\_\_\_

3. When Miss Anderson's collection of handkerchiefs became too big, she kept all of her handkerchiefs in a box in her closet.

\_\_\_\_\_

4. The pipes in the school froze and broke while the students were on spring break.

\_\_\_\_\_

\_\_\_\_\_

5. The first person Miss Anderson saw in the school Monday morning was the principal, Mr. Post.

\_\_\_\_\_

6. After Miss Anderson loaded the sled with boxes of handkerchiefs, she headed to the school to meet the students' parents.

\_\_\_\_\_

\_\_\_\_\_

7. The families worked together to make a handkerchief quilt with a pattern called "Cathedral Window."

\_\_\_\_\_

\_\_\_\_\_

8. The handkerchief quilt was sold to a young lady and her family in Montana.

\_\_\_\_\_

\_\_\_\_\_



*The Handkerchief Quilt*

Newspaper Article

You are a reporter for the town newspaper. Write an article about an event that happens in *The Handkerchief Quilt*. Pick one of the topics below as a subject for a newspaper article. Answer the questions to brainstorm ideas.

- The pipes bursting and the school closing down
- The community making a quilt out of Miss Anderson's handkerchiefs
- How the quilt sold to a museum in the East

Who? \_\_\_\_\_

What? \_\_\_\_\_

Where? \_\_\_\_\_

Why? \_\_\_\_\_

When? \_\_\_\_\_

How? \_\_\_\_\_

An article title to catch the attention of the reader: \_\_\_\_\_

Now use your ideas from brainstorming and create your newspaper article.

---

---

---

---

---

---

---

---

---

---

## The Handkerchief Quilt

### Cathedral Window Cookies

In the story *The Handkerchief Quilt*, Miss Anderson, the students, and parents used teamwork to put together a beautiful quilt with a pattern called "Cathedral Window." Develop a plan that uses teamwork to make these Cathedral Window cookies. Once you have made the cookies, reflect on your plan. Then write about how your plan worked, and if it could have been better.



#### Ingredients:

- 1/4 lb - Margarine
- 12 oz - Chocolate Chips
- 1 cup - Chopped Walnuts (optional)
- 12 oz - Colored Mini Marshmallows
- 7 oz - Grated Coconut (optional)

Heat margarine and chocolate chips in the top pan of a double boiler over low heat, stirring occasionally, until melted and smooth. Cool slightly. Put marshmallows and nuts in a large bowl. Stir in chocolate. Tear five 9-inch sheets of waxed paper and sprinkle each generously with coconut. Divide dough into fifths and place each fifth on a sheet of waxed paper. Roll tightly into 2-inch diameter logs and refrigerate overnight. Before serving, unwrap from waxed paper and cut into 1/2" slices.

My teamwork plan:

---

---

---

---

---

---

---

---

Did your plan work? What could have been better about your plan?

---

---

---

---

---

---

---

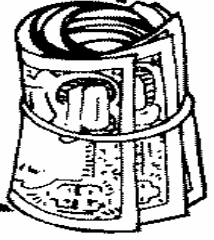
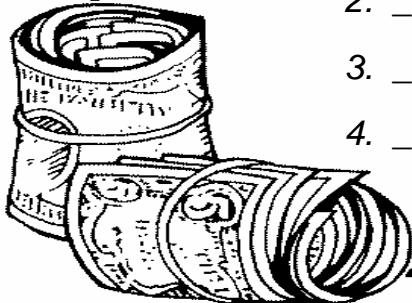
---



*The Handkerchief Quilt*

School Fund-Raiser

Miss Anderson comes up with a very creative way to raise money for the school in the story, *The Handkerchief Quilt*. Below brainstorm at least five ways that you could raise money for your school. Then choose one of the ideas to answer the questions.



1. \_\_\_\_\_  
2. \_\_\_\_\_  
3. \_\_\_\_\_  
4. \_\_\_\_\_  
5. \_\_\_\_\_

What are you raising money for? \_\_\_\_\_  
\_\_\_\_\_

What materials will you need? \_\_\_\_\_  
\_\_\_\_\_

Who will help you? \_\_\_\_\_  
\_\_\_\_\_

How much time will you need? \_\_\_\_\_  
\_\_\_\_\_

Where will your fund-raiser take place? \_\_\_\_\_  
\_\_\_\_\_

When will your fund-raiser take place? \_\_\_\_\_  
\_\_\_\_\_

How much money do you hope to raise? \_\_\_\_\_  
\_\_\_\_\_

What will you buy with the money raised? \_\_\_\_\_  
\_\_\_\_\_

On the back of this page, create an advertisement for your fund-raising event. Draw an eye-catching picture to promote your fund-raiser. Remember to include the “who, what, where, why, and when” of your event.



*The Handkerchief Quilt*  
States of Matter



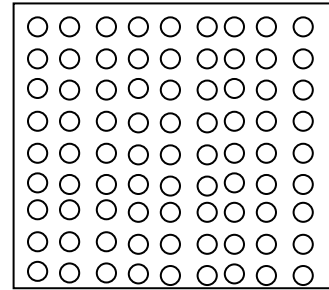
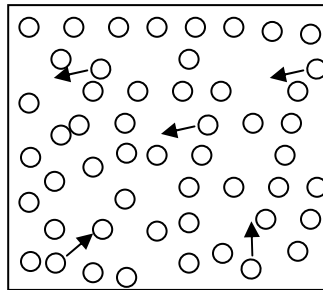
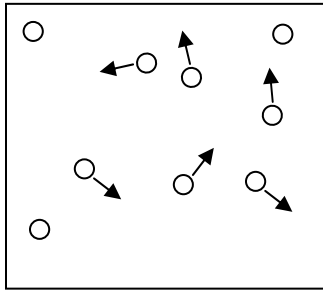
In the story *The Handkerchief Quilt*, the furnace stopped working. The water in the pipes got too cold, and they burst.

For the numbers one through three, use the clues below to label whether the picture is a solid, liquid, or gas.

Clue #1: The particles of gas move quickly and there are a lot of spaces between each particle.

Clue #2: The particles of liquid move past each other easily. They are close together, but not in a neat, even arrangement.

Clue #3: The particles of a solid are arranged in a tight, regular pattern, and move very little.



1. \_\_\_\_\_

2. \_\_\_\_\_

3. \_\_\_\_\_

4. Is ice a solid, liquid, or gas? \_\_\_\_\_

5. As water is passing through the pipes, do the molecules move past each other easily? \_\_\_\_\_

6. When the water in the pipes begins to get cold, the molecules start to slow down. What state of matter will the water become as the water gets colder and colder? \_\_\_\_\_

7. Once the water has become ice, what happens to the pipes? Why?

\_\_\_\_\_

\_\_\_\_\_

## *The Handkerchief Quilt*

### Order of Events

# 123

Use the book *The Handkerchief Quilt* to put these events in the order that they happened.

\_\_\_\_\_ Miss Anderson sat with Eleanor and felt the different materials of the handkerchiefs

\_\_\_\_\_ Miss Anderson fills a sled with boxes of handkerchiefs

\_\_\_\_\_ The students gave Miss Anderson a handkerchief made of quilt leftovers

\_\_\_\_\_ The pipes freeze and break at the school

\_\_\_\_\_ Mr. Post called an emergency meeting

\_\_\_\_\_ Over the weekend, the weather turned bitterly cold

\_\_\_\_\_ The children went home to be with their families for the holidays

\_\_\_\_\_ Mr. Post, the principal, told Miss Anderson to stay out of the building

\_\_\_\_\_ Miss Anderson asked each family to help make a handkerchief quilt

\_\_\_\_\_ Miss Anderson received a letter containing a letter and a check







*The Handkerchief Quilt*  
Math Story Problems



Complete the story problems below. Write your answers in complete sentences. Draw a picture to go along with the problem in the space provided. The last two are blank. Use the story *The Handkerchief Quilt* to create your own story problems. Have a friend solve them and draw a picture to go with the problem.

1. From Miss Anderson's house, the school is one mile away. The fire station is one and a half miles past the school. How far is the fire station from Miss Anderson's house? \_\_\_\_\_

2. If it takes you 15 minutes to get to the factory, and your job starts at 7 am, what time would you have to leave your house? \_\_\_\_\_

3. If each student cuts out three pieces for the handkerchief quilt and there are 12 students, how many pieces would there be?  
\_\_\_\_\_

4. If Miss Anderson had 25 students in her class every year and each student gave her a handkerchief, how many handkerchiefs would she have after 6 years? \_\_\_\_\_

5. \_\_\_\_\_  
\_\_\_\_\_  
\_\_\_\_\_

6. \_\_\_\_\_  
\_\_\_\_\_  
\_\_\_\_\_




## The Handkerchief Quilt



### School Supplies


When the pipes broke in the story *The Handkerchief Quilt*, they needed to buy new school supplies. Use the price list to solve the problems below. Draw a picture for each problem in the blank space if you need to.



25 ¢



\$3



\$1

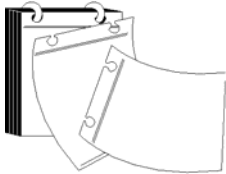
1. How much does one book, four pencils, and one notebook cost? \_\_\_\_\_
2. Could you buy three notebooks and two pencils with four dollars? \_\_\_\_\_
3. If you paid for two notebooks and two pencils with \$5, how much change would you get back? \_\_\_\_\_
4. If you had \$5.50, what school supplies would you buy? \_\_\_\_\_  
\_\_\_\_\_
5. How much do 10 pencils cost? \_\_\_\_\_
6. Do two notebooks cost more or less than seven pencils? \_\_\_\_\_
7. If you bought three pencils, three books, and three notebooks, would you need more or less than \$11? \_\_\_\_\_
8. How much more or less than \$11 would you need? \_\_\_\_\_
9. What change would you get back if you bought four books and five notebooks with a \$20 bill? \_\_\_\_\_
10. What change would you get back if you bought nine pencils with \$5? \_\_\_\_\_  
\_\_\_\_\_

# The Handkerchief Quilt

## Calendar Days

*The Handkerchief Quilt* takes place in the early 1950s. Use the following clues to fill in the calendar. After you have completed the calendar, answer the questions at the bottom of the page using the calendar that you have made.


--It is 1952



--The first day of the month is a Saturday

--There are 30 days in this month

--Thanksgiving is on the 27<sup>th</sup>



--The first Tuesday of the month is Election Day

--The children went home on the Wednesday before Thanksgiving

--The children returned to school on December 1

--The pipes burst on the 29th

November 19__						
	Monday			Thursday		

1. What day of the week is Thanksgiving on? \_\_\_\_\_
2. What date did the students go home for the holiday break? \_\_\_\_\_
3. What date is Election Day? \_\_\_\_\_
4. What day of the week did the pipes burst? \_\_\_\_\_



## *The Handkerchief Quilt*

### How Would You Feel If....



Use the text and pictures in *The Handkerchief Quilt* to answer the following questions about the feelings that the characters are feeling. Remember to use complete sentences and tell why you would feel that way.

1. Pretend you are a student in Miss Anderson's classroom. How would you feel on the last day of school before the holiday break? \_\_\_\_\_

---

---

---

2. Pretend you are Mr. Post, the principal. How would you feel if you walked into the school and found that the hallways were like ice skating rinks? \_\_\_\_\_

---

---

---

3. Pretend you are a parent. How would you feel if you knew that all of the books in the library at the school were ruined? \_\_\_\_\_

---

---

---

4. Pretend you are a student at the fire station helping to cut out parts of the quilt. How would you feel? \_\_\_\_\_

---

---

---

5. Pretend you are Miss Anderson, and that you just received the letter from the museum. How would you feel after you read the letter? \_\_\_\_\_

---

---

---

6. Pretend you are a student in Miss Anderson's class and watching when she opens the handkerchief made from remnants of the quilt. How would you feel watching her open the gift? \_\_\_\_\_

---

---

---

## The Handkerchief Quilt

### Cathedral Window Quilt

Below is the Cathedral Window quilt pattern, like the pattern used to make the quilt in the story *The Handkerchief Quilt*. Complete the math problems in the pattern, and then color them according to the key below.

If the answer is 15 color the space Blue.

If the answer is 21 color the space Red.

If the answer is 30 color the space Green.

If the answer is 36 color the space the color you want to.

Color any blank spots Green.

