


Teacher's Guide



Paul Bunyan's Sweetheart

Author: Marybeth Lorbiecki
Illustrator: Renée Graef

Guide written by Cheryl Grinn

Portions may be reproduced for use in the classroom with this
express written consent of Sleeping Bear Press

Published by
Sleeping Bear Press
310 N. Main St., Suite 300
Chelsea, MI 48118
800-487-2323

www.sleepingbearpress.com

PAUL BUNYAN'S SWEETHEART

Anticipatory set of questions to be used prior to reading the book to students. Pick and choose those that you think will bring about the best discussion with your class.

What is a tall tale?

Name some characters that are bigger than life.

Why do we like to read about these characters?

What are the attributes of this type of character?

Explain what an environment is.

What does it mean to conserve? What type of things should we conserve?

What do you think that it means if a story has a foreword?

Who was Paul Bunyan?

What are some of the claims made about him?

Who was his animal companion? What was special about Babe?

What do you think a lumberjack does?

How is a forester different from a lumberjack?

It would be helpful to give the students some background information about what a forester does.

A discussion of recycling would also fit into this book. You will find worksheets that deal with recycling.

If you have the students write their own tall tales, you could have them read the stories to the class dressed as their character.

The children could also invite parents to the reading.



Rocks and Minerals

An agate is a type of rock that can be found in Lake Superior. But you'll have to read *Paul Bunyan's Sweetheart* to find out what Lucette did with the agates.

Your task is to put the following rock and minerals in alphabetical order.

agate	mica	diamond
quartz	ruby	feldspar
galena	malachite	hematite granite

1. _____
2. _____
3. _____
4. _____
5. _____
6. _____
7. _____
8. _____
9. _____
10. _____

FUN WITH METAPHORS

Throughout *Paul Bunyan's Sweetheart* you will find many comparisons. A metaphor is a comparison using the words LIKE or AS.

Example– Her feet were as big as two barges.

Each metaphor below can be found in the book. Complete each metaphor.

1. Nel was as big as a _____

2. Summer heat hung down like _____

3. Paul raced like a _____

4. Lucette's hair was as dark and glossy as _____

5. Paul's heart pounded like _____

6. Paul felt as cornered as _____

7. Can you make the lake sparkle like a _____?

Write 3 metaphors of your own.

1. _____

2. _____

3. _____



FOREST MATH

Paul Bunyan replanted pine trees to help the environment. Learn who the special lady was who convinced him to plant the trees in *Paul Bunyan's Sweetheart*.

Solve:

1. Paul found a colony of ants that was one million strong. Write this number. _____
2. Rain began to fall at 8:46 a.m. It stopped at 11:02 a.m. How long did it rain? _____
3. Forty inches of rain and snow fell on the forest each year. How many inches is that per month? _____
4. 30 students each collected 50 pinecones. What was the total number of pinecones collected? _____
5. The pinecones were packaged in bags of 100. How many total bags did they fill? _____
6. The students charged \$5.00 per bag of pinecones. How much money did they get if they sold all of the bags? _____

COULD IT REALLY HAPPEN?

Throughout *Paul Bunyan's Sweetheart* you will discover many amazing feats performed by Paul and Lucette. Could these things really happen?

Make a list of the feats of Lucette that were not possible.

1. _____
2. _____
3. _____
4. _____
5. _____
6. _____

Make a list of the feats of Paul that were not possible.

1. _____
2. _____
3. _____
4. _____
5. _____
6. _____

Cause and Effect

Laugh and have fun reading *Paul Bunyan's Sweetheart*.

Think about all of the action that took place in the book. For every effect there has to be a cause.

Example– Cause- It was raining outside

Effect- I got wet

Write the effect of each of these causes.

CAUSE

EFFECT

1. Nel was hit by lightning _____

2. Lucette churned Nel's milk in the river _____

3. Lucette made 40-acre seed quilts _____

4. Lucette shook her rugs very hard _____

5. Paul covered the lakes with his shiny mirror _____

6. Paul and Lucette fell in love _____

7. Paul learned to replant trees _____

8. Paul plucked the feathers off of the Canada geese _____

Write two cause and effect statements of your own.

1. _____

2. _____

Make Your School a Better Place!

Lucette and Paul worked to make their environment a better place to live in, in *Paul Bunyan's Sweetheart*.

What can you do to make your school environment better?

Divide into small groups.

Each group will take a different area of the school to investigate. Use only their eyes and write down things they think should be changed.

Groups of students should visit the playground, the restrooms, the cafeteria, the library, and the classrooms.

Make a list of all the waste they see.

Each group should present their list to the class.

Class should brainstorm solutions to make their school a better place.

Place visited _____

Problems found _____

Possible solutions _____

Create a Cartoon

Using the characters you learned about in *Paul Bunyan's Sweetheart*, create a cartoon that reinforces the importance of conserving and protecting our natural resources.

Draw picture and dialog. Make a 4 panel cartoon.



CONSERVATION COUNTS

In *Paul Bunyan's Sweetheart* Lucette makes three requests of Paul that will make the earth a better place. Read this wonderful book and find out what she asks of Paul.

Answer each conservation question below.

List as many ways as you can that tell why trees are important to us.

List all the dangers that littering causes.

List ways to save water.



How Would You Feel?

It's fun to use your imagination as you read *Paul Bunyan's Sweetheart*. Imagine how each of the characters felt as the story unfolded.

Use complete sentences.

How would you feel if you were:

1. A pine tree by a lake _____
_____.

2. As tall as Paul Bunyan _____
_____.


3. The mama bear that took in Lucette _____
_____.

4. A duck that landed on the mirror lake _____
_____.

5. Paul Bunyan's shoes _____
_____.

6. Lucette's cow, Nel _____
_____.

7. A forester _____
_____.



ANIMAL GRIPES! YIPES!


Not only are people huge in *Paul Bunyan's Sweetheart*, so are some of the animals.

Write 3 statements each animal might complain about, from the story.

NEL

BABE

DUCKS AND GEESE



Make a Vegetable Quilt

Lucette would make seed quilts containing different vegetable seeds. Farmers would take the quilts and lay them on their fields to grow.


Who is Lucette and how did she do this? You can find the answer in *Paul Bunyan's Sweetheart*.

Project– Make a class paper vegetable quilt.

Each student should complete a square using a different vegetable or combination of vegetables.

This could be one large vegetable to fill the square, or rows of the same vegetable.

Mount the paper quilt squares on a bulletin board. Use black paper strips to finish the quilt.





ROCK CANDY RECIPE

Lucette boiled maple sap to make her rock candy in *Paul Bunyan's Sweetheart*. Read about her other feats in this wonderful book.

Use this recipe to make your own rock candy.

Rock Candy

Ingredients

4 cups of sugar
1 cup of water
food coloring of choice
clean glass jar
string cut into 6-inch pieces
pencil

Directions

1. In a medium saucepan heat 2 cups of sugar in 1 cup of water. DO NOT BOIL.
 2. Stir until the sugar is completely dissolved.
 3. Gradually add a few drops of the food coloring while stirring.
 4. Gradually add the rest of the sugar. Stir continuously until all the sugar is dissolved.
 5. Pour the sugar solution into a clean glass jar.
 6. Tie the pieces of string onto the pencil.
 7. Suspend the pencil and string across the mouth of the jar so that the ends of the string hang into the sugar water.
- Crystals will start to grow in about an hour, and will continue to grow for several days. Let the crystals grow to a large size and then enjoy eating them!



CREATIVE RECYCLING

Our earth is becoming polluted with many items that could be recycled. In *Paul Bunyan's Sweetheart*, Lucette convinced Paul to replant trees so that she could enjoy all of their benefits.

We can recycle many items and put them to good use. Think of creative uses for each of the following items.

Aluminum cans

- 1.
- 2.
- 3.
- 4.
- 5.

Writing paper

- 1.
- 2.
- 3.
- 4.
- 5.

Cereal box

- 1.
- 2.
- 3.
- 4.
- 5.

Paper egg carton

- 1.
- 2.
- 3.
- 4.
- 5.

Draw a picture of your favorite recycling idea.

MAKE A STORY MAP

Use the graphic organizer below to help you make a story map of *Paul Bunyan's Sweetheart*.

Title _____

Author _____

Illustrator _____

Setting _____

Main characters _____

Describe main characters _____

Problem _____

Solution to problem _____



BERRY GOOD JAMS

Survey and Graph

Paul Bunyan's Sweetheart is a delightful book about a female character that is like Paul Bunyan in many ways. One of the tasks Lucette does is making candy using jams in them.

What is your favorite jam?

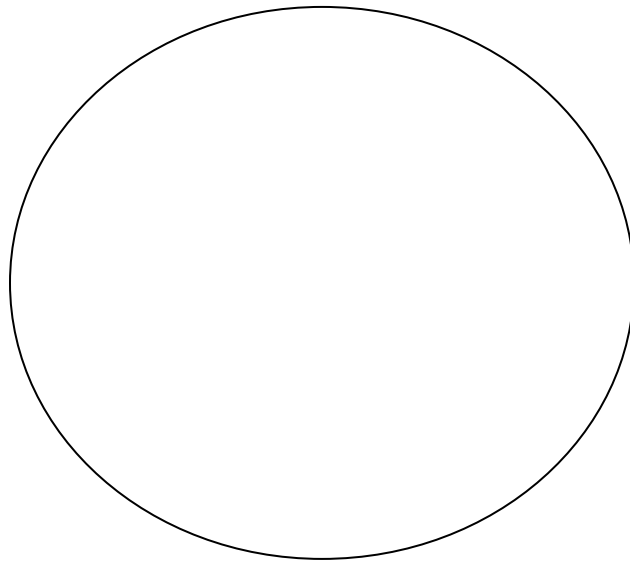
Survey 20 people to find which of these jams is their favorite.

Strawberry

Blueberry

Raspberry

Use this data to make a circle graph showing the results.



What conclusion can you come to about jams? _____



Create Your Own Tall Tale

After you have read the story of Lucette and Paul in *Paul Bunyan's Sweetheart*, think about what you enjoyed in the story. What made it fun to read or listen to?

Create your own tall tale character and write a story about their adventures.

Tall tales must have the following elements.

1. Hero
2. Plot/ story
3. Setting
4. Extreme exaggeration
5. Humor
6. Problems that must be overcome.

Use this space to brainstorm your ideas before you write your story.



CREATE A TORNADO

Lucette created a tornado when she did her spring cleaning in *Paul Bunyan's Sweetheart*. Laugh and enjoy this wonderful tall tale.

You can create your own tornado in a bottle by following the directions below.

Materials

2 empty 2-liter soda bottles

Purchase a tornado connector or you can make your own connector with 1 washer that has a $\frac{3}{8}$ inch hole and plastic electric tape.

Directions

1. Fill one bottle $\frac{2}{3}$ full of water.
2. Connect the bottles, placing the washer between the two bottles and using electrical tape to securely fasten the bottles together.
3. Place the bottles on a table with the water-filled bottle on top. Observe and record your observation.
4. Rotate the bottles quickly several times. Make sure the bottle with water is on top. Place the bottle on a table. Observe what happens and record it.

What is the shape of the water both before and after you spin the bottles?

How does the water flow? _____



Forester and Lumberjack Venn diagram

Paul Bunyan was a famous lumberjack before he met Lucette Kinsack. Read *Paul Bunyan's Sweetheart* and find out how love changed Paul.

Make a Venn diagram showing how a lumberjack and a forester are alike and how they are different.

Forester

Both

Lumberjack

Paul Bunyan's Sweetheart

Answer Sheet

Rocks and Minerals- 1) agate 2) diamond 3) feldspar 4) galena 5) granite
6) hematite 7) malachite 8) mica 9) quartz 10) ruby

Metaphors- 1) cabin 2) boiling syrup 3) fast fire 4) a black bear's fur
5) an ax on a tree 6) a cougar in a cave 7) a bowl full of diamonds

Forest Math- 1) 1,000,000 2) 2 hours 16 minutes 3) 3 1/3 inches 4) 1,500
5) 15 6) \$ 75

Could It Really Happen

Lucette

1. was raised by bears
2. made butter in the river
3. had a cow as big as a cabin
4. made 40-acre seed quilts
5. created tornadoes by shaking rugs
6. used a sewing needle to plant tree seedlings

Paul

1. cleaned his teeth with trees
2. made lakes with his footprints
3. his laugh blew shutters off windows and hair off dogs
4. plucked feathers off all the geese
5. had a shaving mirror big enough to cover the lake
6. fanned a huge kettle of French perfume at Lucette's cabin

Cause and Effect- 1) she inflated to the size of a cabin 2) neighbors got butter from
the river 3) farmers had instant fields of vegetable seeds 4) created tornadoes
5) ducks shattered the glass 6) got married 7) became a forester 8) geese pecked his
feet