


Teacher's Guide



P is for Passport

guide by Cheryl Grinn

based on the book by

Devin Scillian

with illustrations from 24 Sleeping Bear Press artists

Sleeping Bear Press 310 North Main Suite 300 Chelsea MI 48118

www.sleepingbearpress.com

Make Your Own Passport




After you have read the book *P is for Passport*, you can make your own passport. As you complete activities connected with the book, add the stamp you will find on each page to your book. See how many stamps you can collect!

	<p>_____ 'S</p> <p>PASSPORT</p> <p>to</p> <p>The World</p>
--	---

Cut out your passport cover along the outside lines. Fold in half down the middle line so that the right-hand side page is your cover.

Cut out additional pages in the same shape and add them inside. Staple your book together in the middle. Don't forget to put your name on the front!



Passport Alliteration

Alliteration is when similar beginning sounds are used in two or more words close together. *Example:* "She sells seashells."

Alliterative sentences can make sense or just be nonsense. Finish these ideas from *P is for Passport* using alliteration.

1. An agile African ape _____
2. An American armadillo _____
3. A boy in Brooklyn _____
4. A baker in Bombay _____
5. A Holland hotel _____
6. A jumpy jaguar in the jungle _____
7. Many Mexican maracas _____
8. People on the planet _____
9. Train tracks tremble _____
10. Wonderful wonders _____

Make up two alliterative sentences of your own using ideas from the book.

1. _____
2. _____



Alliteration stamp

Pack Your Backpack


After you've read *P is for Passport* you will have many ideas about places you might like to visit. Choose one place in another part of the world, different from where you live, that you would like to visit.

In your backpack list all the things you will need to take for a one-week trip. Keep in mind the climate of where you plan to visit. Don't forget your passport!



Passport stamp

Bountiful Bread



Bread is a food that is found in all nations and cultures. You can read about some of the different types of bread in the book *P is for Passport*.

Match the bread with its country.

- | | |
|----------------------|------------------------------|
| 1. _____ naan | A. Brighton England |
| 2. _____ buttery bun | B. Brooklyn USA |
| 3. _____ biscuits | C. Brisbane Australia |
| 4. _____ bagel | D. Bordeaux France |
| 5. _____ tortilla | E. Buenos Aires
Argentina |
| 6. _____ damper | F. Baton Rouge USA |
| 7. _____ baguette | G. Bombay India |



Bread stamp



How Much Is That Funny Money?

Currency Conversion

Different countries have different forms of money. This is called *currency*. *P is for Passport* will give you many interesting facts about different currencies around the world.

Use this currency conversion chart to help you answer the conversion problems below. A calculator would be very helpful for this task.

The following currency amounts equal \$1.00 U.S.

Thai Baht	41.82
Euro	.88
Chinese Yuan	8.20
Polish Zloty	3.86
Chilean Peso	725.56

1. Convert \$ 5.00 to baht _____
2. Convert 500 euro to U.S. dollars _____
3. Convert \$25 U.S. to zloty _____
4. If a pair of jeans cost 180 yuan, how much would that be in U.S. dollars? _____
5. A souvenir hat in Chile costs \$ 8.00 U.S.; how much is that in pesos? _____
6. A ticket to the zoo in France costs 4.4 euros, how much is that in U.S. dollars? _____



Currency stamp



North or South of the Equator?

Many countries throughout the world are mentioned in the book *P is for Passport*. Your task after reading the book will be to figure out in which hemisphere, Northern or Southern, each of the following countries lies. If you can't remember, use the book to help you.


- 1. United States _____
- 2. China _____
- 3. Australia _____
- 4. Egypt _____
- 5. Peru _____
- 6. France _____
- 7. Thailand _____
- 8. New Zealand _____
- 9. Greenland _____
- 10. Mexico _____

Challenge:

Find one more country in each hemisphere that is mentioned in the book.

Northern _____

Southern _____



Direction stamp



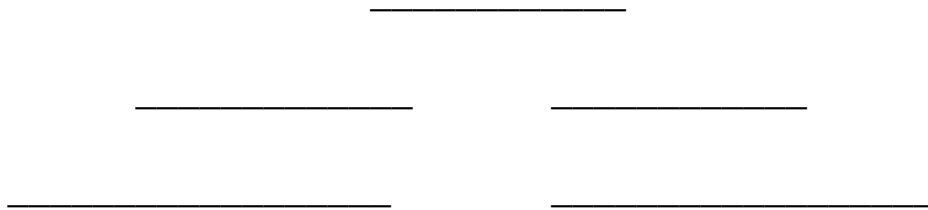
Grains for Healthy Eating

Most of the world depends on grains to help feed them. Different types of grain are discussed in the book *P is for Passport*. How well do you know the basic food groups?

Put the groups on this pyramid. The healthiest group should be at the bottom. The two middle levels each contain two groups. The bottom group contains just one.

The food groups are:

- Fats, Oils, Sweets
- Grains
- Fruit
- Vegetables
- Meat, Poultry, Fish
- Milk, Yogurt, Cheese



Cross out the foods below that are **not** made from grain.

- | | | | | |
|--------|-----------|----------|--------|---------|
| cereal | cheese | baguette | fish | biscuit |
| eggs | crackers | chicken | bread | lettuce |
| tomato | candy bar | tortilla | potato | naan |



grain stamp



What's Your Style?

Can you imagine living on a boat, or in an igloo, or even in a tree? Well, people all over the world live in different types of homes. Read all about them in *P is for Passport*.

You have the chance to design your own house! It can be anywhere in the world! Will it be in the rain forest, on the North Pole, or right in your own hometown?

Think about the following questions:

1. Where would you build your house?
2. What materials would you need?
3. Make a list of materials.
4. On a separate piece of paper design your home.
5. You may want to also design the inside of the home.

My house will be in _____.

I will need the following materials:



house stamp



Island Life

An island is a piece of land surrounded by water on all sides. Name all of the islands mentioned in the book *P is for Passport*.

1. _____ 2. _____ 3. _____

4. _____ 5. _____ 6. _____

7. _____ 8. _____ 9. _____

10. _____ 11. _____

Pretend you live on an island (maybe you do already). Make a list of the advantages and disadvantages of living on an island.

Advantages

Disadvantages



Island stamp



Make a Desert Landscape

There are cold deserts and hot deserts in the world. *P is for Passport* has interesting information about both types of deserts.

Make a desert landscape using the plants and animals mentioned in *P is for Passport*.

Materials

1/2 sheet of sandpaper (fine grit)

9 x 12 sheet of manila paper

crayons

scissors

glue

Directions

1. Cut your desert out of the sandpaper and glue it at the bottom of your manila paper.
2. Use crayons to draw the plants and animals for your desert landscape.
3. Don't forget to put in the sky and the birds you might find in it.



Landscape stamp

Say Hello!



Different languages are fun to learn. *P is for Passport* is a book that talks about many different countries and languages.

Have fun learning to say hello in some of these languages!

French	bon jour
Spanish	buenos dias
Thai	sawadee
German	guten tag
Hawaiian	aloha
Japanese	kon ich iwa
Chinese	nihao
Swedish	god dag
Sign language	move your hand away from your forehead in a forward and downward motion (like a salute).

Each day for a week greet your classmates and friends in a different language!



language
stamp



Largest, Smallest, Longest

It's always fun to learn about things that are the largest or the smallest in the world. You will find the answers to these questions in the book *P is for Passport*. Have fun finding these interesting facts.

1. Largest animal on earth
2. One of the smallest creatures on earth
3. Largest desert
4. Tallest mountain
5. Language spoken by most people
6. Longest mountain range
7. Two nations with most people
8. Longest train route
9. Most popular sport
10. Largest active volcano (location)
11. Largest reef



Largest stamp

Northern Lights Art Project

Aurora Borealis is the scientific name for the Northern Lights. To find out the scientific name for the Southern Lights read the book *P is for Passport*.

The official name for the Southern Lights is

This project will give you the chance to make your own interpretation of the Northern or Southern Lights.

Materials Needed

9 X 12 sheet of black or dark blue construction paper
colored chalk

Use the side of your chalk when you draw your lights. This will give you the effect you are looking for. If you are drawing the Northern Lights, make sure you put in the North Star.



Lights stamp

Design Your Own Currency



Currency is another name for money. Countries all over the world each have a different currency. Read about some different currencies in the book *P is for Passport*.

You have just won an unnamed island in a contest. You must name your island and create a currency to use. You need to design both paper money and coins. Think about what needs to be on a piece of money. What color will your currency be? Don't forget coins! Use additional paper if you run out of space.



Money stamp

Music Around the World



Music makes people happy. Whether you're singing, humming, or playing an instrument, it's all music. Music is found in cultures throughout the world.

What type of music do you like? *P is for Passport* is an interesting book with many facts about music from all over the world.

It's your turn to become a songwriter. You may write a song or a rap about one of the places mentioned in the book. Be creative and have fun!

_____ (title)



Music
stamp



Oceans vs. Freshwater

It's hard to believe that less than 30 % of our world is land. That means that almost 75 % of the world is covered by water. Learn about our earth's oceans in the book *P is for Passport*.

Do this class experiment to see the amount of freshwater that is available for all the people on earth to drink.

1. Put 5 gallons of water in an aquarium or pail. An aquarium is the best for maximum visibility. This represents all the water on earth.
2. Have one student take out $2\frac{1}{4}$ cups of water. This represents all the freshwater on earth.
3. Remove $1\frac{3}{4}$ cups of water from the $2\frac{1}{4}$ cups. This represents the nonaccessible freshwater on earth.
4. Remove 5 drops of water from the $\frac{1}{2}$ cup accessible freshwater. This represents the amount of water available for consumption. The rest of the freshwater is either polluted or too difficult to get. Pretty amazing, isn't it?



Oceans stamp



People Graph

The world has more than 6 billion people. WOW! That's a lot of people! You will find some of the customs of people throughout the world in *P is for Passport*.

Now that you know something about people, you're going to make a graph showing the population of different countries.

Directions

Take the following data and create a bar graph showing this information. Make sure your graphs have a title.

Round off the population numbers to the nearest million.

Put the countries in order on your graph from the least populated to the most populated.


DATA

Venezuela	23,595,822
Niger	10,260,316
Netherlands	15,878,304
Canada	31,330,255
Switzerland	7,288,715

You will need a separate piece of paper for your graph (graph paper would be very helpful).



People stamp



Sports Poetry

Soccer is the most popular sport in the world. To find out about many other popular sports, read the book *P is for Passport*.

A sport cinquain is a five-line poem.
The first line identifies the sport.
The second line describes the sport in two words.
The third line has three words that show action.
The fourth line has four words that show feeling.
The fifth line is one word referencing the sport.

Write a cinquain poem about your favorite sport.



Sports stamp



The Steamy Rain Forest

Adjectives are words that describe nouns. In the title of this page, “steamy” is the adjective that describes the rain forest.

P is for Passport will give you information about the importance of the rain forest. Watch for adjectives as you read. Adjectives should help to make the noun interesting or exciting. “Big,” “little,” “brown,” for example are not very exciting adjectives.

Add an exciting adjective to describe each rain forest inhabitant below. Use each adjective only one time.

- | | |
|--------------------|-----------------|
| 1. _____ jaguar | 2. _____ parrot |
| 3. _____ spider | 4. _____ orchid |
| 5. _____ monkey | 6. _____ snake |
| 7. _____ tree frog | 8. _____ ape |
| 9. _____ butterfly | 10. _____ bat |

Try a few of your own!



Spider stamp



Australia, New Zealand,
South America, Africa



The equator is an imaginary line that separates the earth into the Northern and Southern Hemispheres. We know a lot about the Northern Hemisphere BUT what do you know about the Southern Hemisphere? You can find information on the Southern Hemisphere in *P is for Passport*.

Use the book to help you answer the following questions about the Southern Hemisphere.

1. Name Brazil's most important river: _____
2. Name the only country to occupy an entire continent:
_____.
3. Sao Paulo is a large city in _____.
4. Name the first country to allow women to vote: _____.
5. Kangaroos are from _____.
6. Name the currency in Australia, New Zealand and Fiji:
_____.
7. Official language of Zimbabwe: _____
8. The didgeridoo is a musical instrument from: _____.
9. Mt. Kilimanjaro, the highest mountain in Africa, is in
_____.
10. White-water rafting is a popular sport in _____.



Southern Hemisphere
stamp



Time Passes On

Our earth is constantly moving. *P is for Passport* will help you to understand how time passes on earth. Use the following information to help you answer some math problems.

60 seconds = 1 minute

60 minutes = 1 hour

See if you can continue these problems.

24 hours =

7 days =

4 weeks =

12 months =

10 years =


100 years =

Number of days in one year =

Number of weeks in one year =



Time stamp



Hop Aboard

A train trip is a wonderful way to see a country. Many people throughout the world don't have cars, so trains are their main means of transportation. Have you ever been on a train? If not, maybe you have model trains and can take an imaginary trip on them. In *P is for Passport* you can find out about trains from all over the world.

Match up each train with the correct place.

- | | |
|---------------------------|-----------------------|
| 1. ____ Rocky Mountaineer | A. Scottish Highlands |
| 2. ____ Orient Express | B. Europe |
| 3. ____ Royal Scotsman | C. Canadian Rockies |
| 4. ____ Royal Orient | D. India |

Choose one of the above trains and write a conversation you might have with an interesting person you meet on this train.



Train stamp



Where Would You Go?

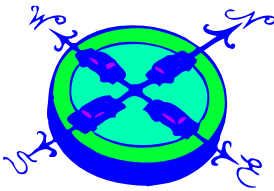
There are many places to travel in our world. You may dream about traveling to faraway places or perhaps just to a favorite park in your state. You can get many ideas about places in the world where it would be fun to travel in the book *P is for Passport*.

Design a travel poster showing a place you would like to visit.

Directions

1. Put the name of this wonderful place at the top of your poster. Use large, plain letters.
2. Make the pictures on your poster large and simple. Don't put them all in the middle. Spread them around the poster.
3. Add words to your poster to make it exciting.
4. Be creative and have fun!

In what year do you plan to visit this place? _____



Travel stamp

Volcanoes are Explosive!!

Volcanoes are powerful forces from deep within the earth. *P is for Passport* will give you some inside information about what happens inside a volcano.

Draw and label the parts of a volcano. Draw your volcano so that most of it is under the ocean.
Accurately color the parts of the volcano.

Challenge

Make a model of a volcano out of papier-mâché or clay.
Place a small cup in the cone of the volcano. Make sure it can't be seen.
Dissolve 2 teaspoons of baking soda in 1/2 cup of water.
Fill the cup in the volcano 1/2 full with the baking soda solution.
Add 2 tablespoons of vinegar.
Watch your volcano erupt!!



Volcano stamp

The Many Wonders of the World

P is for Passport describes many of the wonders of the world. It's fun to imagine going to each of these places and exploring them. Perhaps you haven't had the opportunity to visit any of these faraway places, but you may know a lot about the wonders of your own state.

List what you would consider the Seven Wonders of your state. Write one sentence about why you chose each wonder.


My List

- | | |
|----|----|
| 1. | 2. |
| 3. | 4. |
| 5. | 6. |
| 7. | |

1. _____
2. _____
3. _____
4. _____
5. _____
6. _____
7. _____



Wonders stamp



Alphabetize the Animals

These animals from *P is for Passport* each start with the letter "A." Your task is to put them in alphabetical order. You will need to go to the second, third, or fourth letter in order to put them in the correct order.

antelope, African ape, ant, aardvark, anaconda, armadillo, alpaca, alligator

- 1.
- 2.
- 3.
- 4.
- 5.
- 6.
- 7.
- 8.



Ant stamp



Water in the Desert?

Did you ever wonder how plants and animals survive in the desert environment? The book *P is for Passport* will give you good information about deserts around the world and the life they contain. Try this experiment to see one of the ways water is formed in the desert.

Materials

small aquarium
sand
clear plastic
jar lid
water
small plants or pieces of plants

Instructions

1. Spread 2-3 inches of sand in the bottom of the aquarium.
2. Make a depression in the sand in the center of the aquarium.
3. Place the jar lid in the depression.
4. Put the plants on the sand inside the aquarium.
5. Lay clear plastic over the lid. Put sand or pebbles on the edges of the plastic to hold it in place.
6. Place a small stone in the center of the plastic so that there is a slight depression in the plastic.
7. Place the aquarium in a warm sunny place.
8. Check frequently.

What happened?



desert stamp

ANSWER SHEET
P is for Passport

Alphabetize the Animals

- 1) aardvark 2) African ape 3) alligator 4) alpaca 5) anaconda 6) ant 7) antelope
8) armadillo

Bountiful Bread

- 1) G 2) A 3) F 4) B 5) E 6) C 7) D

How Much is That Funny Money?

- 1) 209 2) \$ 440.00 3) \$ 96.50 4) \$ 22 5) 5,804.48 6) \$3.87

Grains for Healthy Eating

food pyramid from bottom 1) grains group 2) vegetable and fruit groups 3) meat, poultry, fish and milk, yogurt, cheese 3) fats, oils, sweets
Foods that should be crossed out - eggs, tomato, cheese, candy bar, chicken, fish, potatoes, lettuce

Island Life

- 1) Easter 2) Greenland 3) Hawaii 4) Seychelles 5) Caribbean Islands 6) Greek Isles
7) Isle of Skye-Scotland 8) Prince Edward Island 9) Ireland 10) Iceland 11) Tahiti
Order is not important

People Graph

- 1) Switzerland 2) Niger 3) Netherlands 4) Venezuela 5) Canada

Hop Aboard

- 1) C 2) B 3) A 4) D

Australia, New Zealand, South America, Africa

- 1) Amazon 2) Australia 3) Brazil 4) New Zealand 5) Australia 6) dollar 7) English
8) Australia 9) Tanzania 10) Chile

North or South of the Equator?

- 1) N 2) N 3) S 4) N 5) S 6) N 7) N 8) S 9) N 10) N

Largest, Smallest, Longest

- 1) blue whale 2) plankton 3) Sahara 4) Mt. Everest 5) Chinese 6) Mid-Ocean Range
7) China & India 8) Trans-Siberian Railway 9) soccer 10) Mauna Loa 11) Great
Barrier Reef

Northern Lights Art Project

The Southern Lights are known as the *Aurora Australis*

Time Passes On

day, week, month, year, decade, century, 365, 52