




Teacher's Guide



My Momma Likes to Say My Teacher Likes to Say My Grandma Likes to Say

Author: Denise Brennan-Nelson
Illustrator: Jane Monroe Donovan

Guide written by Patricia Pierce

**Portions may be reproduced for use in the classroom with this
express written consent of Sleeping Bear Press.**

**Published by
Sleeping Bear Press
310 N. Main St., Suite 300
Chelsea, MI 48118
800-487-2323**

PREREADING ACTIVITY

Before reading *My Momma Likes to Say, My Teacher Likes to Say, and My Grandma Likes to Say*, record each individual student's response for the completion of the expression. Make sure to share the humorous results with your parents!

Name _____

1. You're as sweet as _____.
2. Time flies when _____.
3. Money doesn't _____.
4. Reach for _____.
5. If the shoe fits, _____.
6. Hold your _____.
7. The squeaky wheel _____.
8. The early bird _____.
9. The pen is _____.
10. Every dog has _____.
11. Don't let the cat _____.
12. Wait 'til the cows _____.
13. You're bright-eyed and _____.
14. Beware of a wolf in _____.
15. Don't spill the _____.

Playing with Words

Student One: Now remember, this is a surprise birthday party for Joe. Don't let the cat out of the bag.

Student Two: (*With a puzzled facial expression*) I thought his present is in the bag. Why is the cat in the bag?

Student One: Shhh, not so loud. These walls have ears.

Student Two: What?! Ears? I don't see any ears.

Student One: No more monkey business! Joe will find out about his party if you don't stop fooling around.

Student Two: Monkeys? Now you are seeing monkeys?

Student One: I'm just afraid you are going to spill the beans.

Student Two: Don't worry. I ate all my beans for lunch.

Student One: It will spoil the fun if Joe finds out. Throw the cat your tongue if Joe asks you about your plans for this weekend.

Student Two: (*With a confused facial expression*) Ouch! My tongue? Is the cat still in the bag?

Student One: Will you button your lip? You are going to ruin the surprise.

Student Two: (*Placing hand on lips.*) What? Don't button my lips?

Student One: It's going to be a great party. Everything's coming up roses.

Student Two: Do you think Joe even wants roses for his birthday?


Student One: (*Look at watch/wrist*) Oh my, time flies when you are having fun. I need to go. See you tomorrow.

Student Two: Ok, but take your cat, ears, monkeys, beans, buttons, and roses with you!

NAME _____

You're the Apple of My Eye

Learn the meaning of "You're the apple of my eye" and many other similar expressions by reading *My Momma Likes to Say* by Denise Brennan-Nelson.



Choose the appropriate expression to add to each situation below.

You're as sweet as pie.

Time flies when you're having fun.

It's raining cats and dogs.

Cat got your tongue?

I have eyes in the back of my head.

Reach for the stars.

Money doesn't grow on trees.

Sleep tight. Don't let the bedbugs bite.

Hold your horses.


Don't count your chickens before they hatch.

1. _____ . It's not your turn. Please be patient.
2. I can't believe the birthday party is over. _____
3. The downpour of rain flooded the streets. _____
4. You haven't spoken all afternoon. _____
5. _____. We have to win the next three games in order to play in the tournament.
6. Thank you for helping me. It was kind of you. _____
7. _____. I believe you will do well in the talent show.
8. I hope you have a good night's rest. _____
9. It has taken me a long time to save fifty dollars. _____
10. Don't try to sneak cookies from the jar. _____

NAME _____

Do You Have Ants in Your Pants?

Learn the meaning of “Do you have ants in your pants?”
and many other similar expressions by reading
My Teacher Likes to Say by Denise Brennan-Nelson.



Choose the appropriate expression to add to each situation below.


1. _____ . It’s time for you to listen, not talk.
2. Stay with your partner and don’t wander off. _____
3. Let’s solve this problem together. _____
4. _____ . Please sit still.
5. If you arrive early to the show, you can sit in the front row. _____

6. _____ . Tell me how the vase was broken.
7. You look like your mother. _____
8. Don’t say the secret code aloud. _____
9. Your silly, mischievous behavior must stop. _____
10. Is it time for lunch? _____

NAME _____

When Pigs Fly

Learn the meaning of “When pigs fly”
and many other similar expressions by reading
My Grandma Likes to Say by Denise Brennan-Nelson.



Choose the appropriate expression to add to each situation below.

1. These jeans you wore last winter are too small for you. _____

2. I'll tell you my locker combination, but don't tell anyone else. _____

3. Try to be careful! You already knocked over the vase. _____

4. Stringing the tiny beads on the necklace was a difficult job for me. _____

5. Good morning. You seem happy today. _____

6. It has been a long day. I'm tired and sleepy. It is time to _____
7. Keep trying! Don't give up. _____
8. Are you having a bad morning? You seem tired and grouchy today.

NAME _____

You're as Sweet as Pie




Circle the acts of kindness you think you could do this week.


- | | |
|-----------------------------------------------------------------------|------------------------------------------------------|
| <input type="checkbox"/> Give someone a compliment. | <input type="checkbox"/> Share a treat with someone. |
| <input type="checkbox"/> Do a chore without being told. | <input type="checkbox"/> Say please and thank you. |
| <input type="checkbox"/> Draw a picture or write a note to someone. | <input type="checkbox"/> Smile – be cheerful. |
| <input type="checkbox"/> Read a story to a younger brother or sister. | <input type="checkbox"/> Give someone a hug. |

List other acts of kindness.

Each time you do an act of kindness, color one pie.



Time Flies When You're Having Fun!



Allow your students to discover the truth behind this expression as times flies when they are having fun experimenting with different materials to make a one-minute timer. Divergent thinking and teamwork make learning fun!

Materials Needed Per Group

Paper/pencil

Stopwatch

Rubber bands

Straws

Plastic wrap

Variety of containers

- such as soda or water bottles, plastic or paper cups, paper funnels

Variety of small, “grainy” material

- such as salt, sand, ground coffee, dry beans, corn, pebbles, small beads, small, round candy-like confetti sprinkles

Large tub to contain spills

Scissors

Duct tape

Cardboard tubes

Paper clips

Directions

1. Allow students to view the available material and individually sketch a design of their idea to create a one-minute timer.
2. Place students into cooperative learning groups.
3. Each individual idea is shared within the small group.
4. Students determine a strategy their group will use.
5. Students gather materials needed and begin experimenting.
6. After students create their timer, they will test their timer against a stopwatch. Remember the goal is to create a one-minute timer.
7. Allow students to redesign their timers.
8. Guide students experiencing difficulty.
 - Does the size of the hole make a difference?
 - Does the size of material make a difference?
 - Does the size of the container make a difference?
 - Does the amount of material in the container make a difference?
 - What happens if you mix different materials together?



NAME _____

Money Doesn't Grow on Trees

Imagine if money did grow on trees!

Determine the amount of each collection of money below.

Now, that's raking in the money!



1.)
3 Five dollar bills
7 Quarters
5 Nickels

Total _____

2.)
1 Twenty dollar bill
8 One dollar bills
2 Quarters
5 Dimes
10 Pennies

Total _____

3.)
2 Twenty dollar bills
3 Ten dollar bills
9 Dimes
2 Nickels

Total _____

4.)
1 Fifty dollar bill
10 One dollar bills
10 Nickels
35 Pennies

Total _____

5.)
7 Ten dollar bills
2 Five dollar bills
5 One dollar bills
3 Quarters
15 Nickels

Total _____

6.)
5 Twenty dollar bills
20 One dollar bills
12 Dimes
25 Nickels
50 Pennies

Total _____



NAME _____

Laughter is the Best Medicine






Ha, ha, ha ...






Ha, ha, ha ...



When you are feeling ill, it is extremely nice when someone tries to cheer you up. Laughter can lessen the discomfort of an illness and make you feel better! Create a get well card with laughter in mind. Share your favorite joke by writing the question part of the joke on the front of the card and the answer for the joke on the inside of the card.

Get well soon – Get well soon – Get well soon – Get well soon – Get well soon – Get well soon

Get well soon – Get well soon – Get well soon – Get well soon – Get well soon – Get well soon

Two Heads Are Better than One

Learning with a partner can
make learning twice as fun!



Try these “two headed” activities.

“Two Headed” Spelling Practice

Allow students to study multisyllable spelling words by practicing with a partner. Direct each person to spell one syllable of the word. Require students to write each syllable in order to provide each pair with a visual prompt along with the oral spelling. See Example One.

This technique can also be used with single syllable words by instructing each person to spell the word by alternating turns for each letter. See Example Two.

Example One: *fraction*

Student one: *f-r-a-c*

Student two: *t-i-o-n*

Example Two: *twice*

Student one: *t*

Student two: *w*

Student one: *i*

Student two: *c*

Student one: *e*

“Two Headed” Math Drill of Facts

This activity follows the same procedure by stating basic math facts in place of spelling words. Students are grouped in partners and given the sum or product. Again, require students to write the facts for a visual prompt along with oral practice. See examples.

Example One: State the addends that equal the sum of 10.

Student one: 1 plus

Student two: 9 equals 10

Student one: 5 plus

Student two: 5 equals 10

Example Two: State the factors that equal the product of 12.

Student one: 6 times

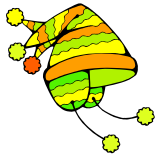
Student two: 2 equals 12

Student one: 3 times


Student two: 4 equals 12

* *Continue until all possible facts are stated.*

NAME _____



Put on Your Thinking Cap



On the back side of this paper, design your own thinking cap! Would your cap have special features and functions? Label and explain your unique ideas.

Think - think - think

Can you remember what you had for lunch yesterday? yes no

If yes, what did you eat for lunch? _____

Did anything help you remember? Explain. _____

If no, try to think about yesterday. Who did you sit by at lunch? _____

Did you pack a lunch or eat the school lunch? _____

Try picturing yourself eating lunch. Does this help? _____

Ask a friend for help. If they remember, have them give you a clue.

Think about what you usually eat for lunch.

Relax. Stay positive. It doesn't help to become frustrated.

Do you remember now? _____

If you ate the same thing for lunch often, would it be easier to remember? _____

If you don't remember, don't worry. This was not a test, but a fun practice of thinking skills. When you are trying to solve a problem, remember facts for a test, or looking for a lost library book, stop and put on your thinking cap.

- Relax and stay positive.
- Picture yourself solving the problem or in the last place you remember using the lost item.
- Try to use memory clues - hints for remembering.
- When studying - repeat, repeat, repeat the information. Repetition helps you remember!
- Don't get stuck in a rut. Try new ways to approach the same problem.
- Laugh - Think of silly solutions. Sometimes silly solutions help us develop a serious idea!

NAME _____

I'm as Hungry as a Bear!



Complete each expression with the name of an animal.

1. I'm as busy as a _____.
2. I'm as quiet as a _____.
3. I'm as smart as an _____.
4. I'm as stubborn as a _____.
5. I'm as mean as a _____.
6. I'm as mad as a wet _____.
7. I'm as sly as a _____.
8. I'm as happy as a _____.
9. I'm as playful as a _____.
10. I run as fast as a _____.
11. I swim like a _____.
12. I hop like a _____.
13. I eat like a _____ (tiny amount)
14. I eat like a _____ (large amount)
15. I sing like a _____.

NAME _____

My Momma Likes to Say Crossword

Read *My Momma Likes to Say*, and then complete each expression.


Across

- You're the _____ of my eye.
- _____ doesn't grow on trees.
- Cat got your _____?
- _____ is the best medicine.
- If the _____ fits, wear it.
- Reach for the _____.



Down

- When life hands you lemons, make _____.
- _____ makes the world go 'round.
- I have _____ in the back of my head.
- Hold your _____.



NAME _____

My Teacher Likes to Say Crossword

Read *My Teacher Likes to Say*, and then complete each expression.

Across

- 1. Do you have ants in your _____?
- 2. The _____ wheel gets the oil.
- 3. Put on your _____ cap.
- 4. The pen is mightier than the _____.



Down

- 1. These walls have _____.
- 2. Stick _____.
- 3. Please _____ your lip.
- 4. No more monkey _____.
- 5. A watched pot never _____.
- 6. Great oaks from little _____ grow.

A crossword puzzle grid with numbered starting points for each clue. The grid consists of empty squares forming a complex shape. The numbers are placed in the top-left corner of the starting square for each word.

- Across 1: Starts at row 1, column 2.
- Across 2: Starts at row 1, column 4.
- Across 3: Starts at row 1, column 5.
- Across 4: Starts at row 1, column 7.
- Across 5: Starts at row 2, column 1.
- Across 6: Starts at row 2, column 6.
- Down 1: Starts at row 1, column 2.
- Down 2: Starts at row 1, column 4.
- Down 3: Starts at row 1, column 5.
- Down 4: Starts at row 1, column 7.
- Down 5: Starts at row 2, column 1.
- Down 6: Starts at row 2, column 6.


NAME _____

My Grandma Likes to Say Crossword

Read *My Grandma Likes to Say*, and then complete each expression.


Across

1. Like a bull in a _____ shop
2. Wait 'til the cows come _____.
3. Knee-high to a _____.
4. You're a good _____.
5. Don't spill the _____.



Down

1. I'm all _____.
2. Hit the _____.
3. You're _____-eyed and bushy-tailed.
4. I'm no spring _____.
5. You're growing like a _____.



NAME _____

Directions Read the following sentences and circle the response that expresses the meaning of each underlined expression.

1. Is it time to leave already? It seems like I just arrived at Rollercoaster Funland.
Time flies when you're having fun.
 - a. I had a fun time at Rollercoaster Funland.
 - b. My time spent at Rollercoaster Funland was not very long.
 - c. The time seemed to go by quickly because I was having fun.
 - d. The rollercoaster gave me a feeling like I was flying.

2. Susan needs another babysitting job before she has enough money to buy the bike.
"Money doesn't grow on trees," she said as she counted her money.
 - a. Susan's job doesn't pay enough.
 - b. Money is hard to come by and you have to work for it.
 - c. Susan was sitting in a tree counting her money.
 - d. Susan found money in the branches of a tree.

3. It's raining cats and dogs! I'm glad I have my umbrella with me.
 - a. It's raining really hard.
 - b. Cats and dogs don't like rain.
 - c. Cats and dogs are falling from the clouds.
 - d. It's important to have an umbrella when it rains.

4. Joey didn't say a word all afternoon. I think the cat got his tongue.
 - a. Joey has a cat that sticks out its tongue.
 - b. Joey had been sticking out his tongue.
 - c. The cat had been meowing so loud that Joey didn't talk.
 - d. Joey has been quiet and was not talking.

5. "Hold your horses," said Michael, "I need more time to finish this project."
 - a. Michael is working with the horses.
 - b. Michael needs more time and wants you to be patient.
 - c. Michael needs for someone to hold the horses.
 - d. The horses are not being patient.

NAME _____

Directions Read the following sentences and circle the response that expresses the meaning of each underlined expression.

1. Micah was tapping his foot and wiggling in his chair. “You seem fidgety,” said Mrs. Jones. “Do you have ants in your pants?”
 - a. Micah is jumpy and restless.
 - b. Micah is sitting on an anthill.
 - c. Ants are crawling up Micah’s leg.
 - d. Micah is calm and quiet.

2. When the store opened, Amanda and her mom were the first customers of the day. They bought several items at a special low price before the sale ended. “The early bird gets the worm,” said Amanda.
 - a. Amanda and her mom were shopping for worms.
 - b. They saw birds eating worms in the early morning.
 - c. Customers were waiting for the store to open.
 - d. Arriving early allowed Amanda and her mom to buy items at a lower price.

3. No one in the class knew that Chelsea was a talented singer. Today her teacher asked for a volunteer to sing in the class play. Every dog has its day thought Chelsea as she stood up for the part.
 - a. The teacher needed someone to volunteer.
 - b. Chelsea sounds like a barking dog when she sings.
 - c. Eventually everyone will have an opportunity or get a chance at something.
 - d. Chelsea sang in front of the class many times before today.

4. Alec and Mitch were laughing and joking around with each other instead of completing their math assignment. “No more monkey business,” said their teacher.
 - a. The teacher gave the answer to their joke.
 - b. It was recess and the boys were acting like monkeys.
 - c. Alec and Mitch were monkeys playing around.
 - d. The boys needed to stop fooling around and work on their assignment.

5. Grandpa told me that when he was my age he was a pirate on a ship. Mom laughed and told him that he was full of beans.
 - a. Grandpa was exaggerating and teasing me by telling a tall tale.
 - b. Grandpa likes to eat beans and tell stories.
 - c. Grandpa was full and didn’t want to eat any beans.
 - d. Grandpa was a pirate on a ship when he was young.

NAME _____

Directions Read the following sentences and circle the response that expresses the meaning of each underlined expression.

1. Paul slouched in his chair and grumbled that he wanted pancakes for breakfast. He wasn't fully awake and began complaining that there wasn't any orange juice left. "Oh my," said Mom. "Did you get up on the wrong side of the bed?"
 - a. Paul didn't make his bed.
 - b. Paul didn't sleep well in his bed.
 - c. Paul is in a grouchy mood.
 - d. Paul slept in a bed that was not comfortable.


2. Now that the weather was getting colder, Mark tried on his winter coat from last year. The sleeves were too short and he had difficulty zipping it. "You're growing like a weed," said his mother.
 - a. Mark seems to be growing fast. He has outgrown his coat.
 - b. Mark was trying to grow weeds in the winter.
 - c. Mark found weeds in the pocket of his winter coat.
 - d. The cold weather was preventing the weeds from growing.

3. It had been a long day, and it was late evening when David finally arrived home. "I'm really tired," he said. "It's time to hit the hay."
 - a. David had a busy day.
 - b. It's time for David to exercise.
 - c. David should have been home earlier.
 - d. It was time for bed.


4. Kelley cried and begged for another piece of candy. He was sure Grandma was going to give him more licorice. He didn't fool her though. "Those are crocodile tears," said Grandma.
 - a. There was a crocodile in the house.
 - b. Kelley was crying fake tears.
 - c. Grandma was upset and crying.
 - d. Kelley was giving licorice to a crocodile.

5. Julie was making a necklace, but was having trouble stringing the beads. "I'm all thumbs," she said.
 - a. Julie hurt her thumb while making the necklace.
 - b. The beads were too small for Julie to string.
 - c. Julie was clumsy at doing physical tasks with her hands.
 - d. The necklace was a gift for Julie.

NAME _____



Great Oaks from Little Acorns Grow!



Circle the jobs you think you might like to do.

- | | | | | |
|--------------|----------------|--------------|------------|---------|
| dentist | firefighter | teacher | nurse | doctor |
| author | newscaster | politician | lawyer | farmer |
| principal | actor/actress | mail carrier | banker | pilot |
| mechanic | truck driver | astronaut | clerk | singer |
| secretary | police officer | plumber | librarian | artist |
| scientist | researcher | carpenter | inspector | judge |
| salesperson | electrician | waitress | dancer | realtor |
| veterinarian | talk show host | preacher | tour guide | chef |

Can you think of any more jobs?

Write about the job you would like to do. Give reasons why you would like this job. Do you know anyone who does this job?

NAME _____

Two Heads Are Better than One!



With a partner, complete the missing pair.

1. salt and _____
2. black and _____
3. vinegar and _____
4. oil and _____
5. hot and _____
6. night and _____
7. cat and _____
8. husband and _____
9. knife and _____
10. ham and _____
11. stars and _____
12. bread and _____
13. peanut butter and _____
14. snow and _____

Now put your heads together and think of additional pairs!

Continue to have fun with silly expressions! Draw a picture of your favorite expression and listen closely for expressions as you talk with your family and friends.



Answer KeyYou're the Apple of My Eye

1. Hold your horses. 2. Time flies when you're having fun. 3. It's raining cats and dogs.
4. Cat got your tongue? 5. Don't count your chickens before they hatch.
6. You're as sweet as pie. 7. Reach for the stars. 8. Sleep tight. Don't let the bedbugs bite.
9. Money doesn't grow on trees. 10. I have eyes in the back of my head.

Do You Have Ants in Your Pants?

1. Please button your lip. 2. Stick together. 3. Two heads are better than one.
4. Do you have ants in your pants? 5. The early bird gets the worm.
6. Don't beat around the bush. 7. The apple doesn't fall far from the tree.
8. These walls have ears. 9. No more monkey business. 10. I'm as hungry as a bear.

When Pigs Fly

1. You're growing like a weed. 2. Don't let the cat out of the bag. 3. You're like a bull in a China shop. 4. I'm all thumbs. 5. You're bright-eyed and bushy-tailed. 6. Hit the hay.
7. Where there is a will, there is a way. 8. Did you get up on the wrong side of the bed?

Money Doesn't Grow on Trees

1. \$17.00 2. \$29.10 3. \$71.00 4. \$60.85 5. \$86.50 6. \$122.95

I'm as Hungry as a Bear

1. bee, beaver 2. mouse 3. an owl 4. mule 5. snake 6. hen 7. fox 8. lark
9. puppy 10. cheetah 11. fish 12. frog, bunny, rabbit 13. bird 14. horse 15. bird

My Momma Likes to Say Crossword

- Across 1. apple 2. money 3. tongue 4. laughter 5. shoe 6. stars
Down 1. lemonade 2. love 3. eyes 4. horses

My Teacher Likes to Say Crossword

- Across 1. pants 2. squeaky 3. thinking 4. sword
Down 1. ears 2. together 3. button 4. business 5. boils 6. acorns

My Grandma Likes to Say Crossword

- Across 1. china 2. home 3. grasshopper 4. egg 5. beans
Down 1. thumbs 2. hay 3. bright 4. chicken 5. weed

My Momma Likes to Say Multiple Choice

1. c 2. b 3. a 4. d 5. b

My Teacher Likes to Say Multiple Choice

1. a 2. d 3. c 4. d 5. a

My Grandma Likes to Say Multiple Choice

1. c 2. a 3. d 4. b 5. c

Two Heads Are Better Than One – Phrase Completion

1. pepper 2. white 3. oil 4. water 5. cold 6. day 7. dog 8. wife 9. fork 10. eggs
11. stripes 12. butter 13. jelly 14. i