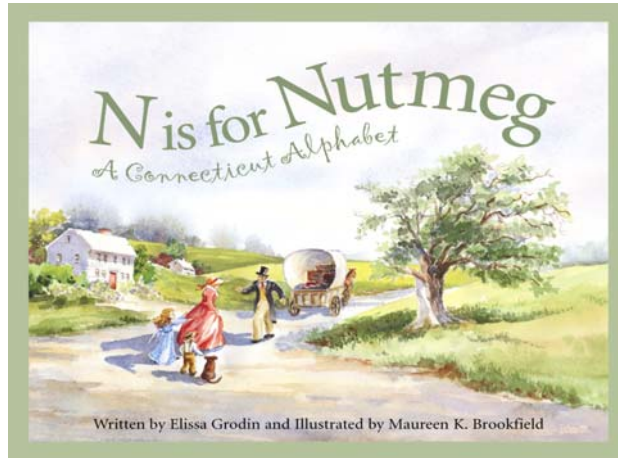


# A Teacher's Guide

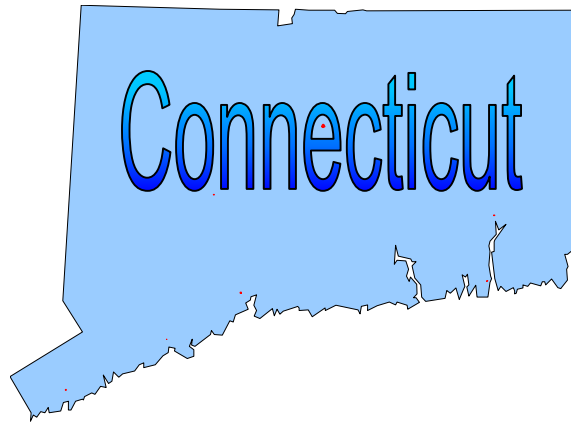


## **N is for Nutmeg: A Connecticut Alphabet**

**Guide written by  
Patricia Pierce**

**Portions may be reproduced for use in the classroom with  
this express written consent of Sleeping Bear Press**

**Published by Sleeping Bear Press  
310 North Main  
Chelsea, MI  
800-487-2323  
[www.sleepingbearpress.com](http://www.sleepingbearpress.com)**



### Connecticut Memory Match

Learn the symbols of Connecticut by playing Connecticut Memory Match. Glue the backside of the following cards on a sheet of construction paper, then cut out the cards. Shuffle the cards before placing them face down in rows of four. Take turns with a partner, trying to match the card pairs. For example - the match for the flower card is the mountain laurel card; the match for the bird card is the American Robin card. When two cards are turned over and it is not a match, the cards are to be returned to their original spot. The player with the most matches is the winner!

Capital - Hartford

Flower - Mountain Laurel

Tree - White Oak

Mineral - Garnet

Shellfish - Eastern Oyster

Folkdance - Square dance

Bird - American Robin

Insect - Praying mantis

Fossil - *Eubrontes giganteus*

Ship - USS *Nautilus*

Composer - Charles Ives

Animal - Sperm Whale

Heroine - Prudence Crandall

Hero - Nathan Hale

Song - "Yankee Doodle Dandy"

Nicknames - The Constitution State  
The Nutmeg State

**Capital**

**Hartford**

**Mineral**

**Garnet**

**Flower**

**Mountain  
Laurel**

**Shellfish**

**Eastern Oyster**

**Tree**

**White Oak**

**Folkdance**

**Square Dance**

**Fossil**

*Eubrontes  
Giganteus*

**Bird**

**American Robin**

**Insect**

**Praying  
Mantis**

**Ship**

*USS Nautilus*

Composer

Charles  
Ives

Animal

Sperm Whale

**Heroine**

**Prudence  
Crandall**

Hero

Nathan Hale

Song

Yankee  
Doodle  
Dandy


Nicknames

The Constitution  
State

The Nutmeg  
State



Ladies and gentlemen,  
children of all ages,  
read about Mister Barnum  
on page B of  
N is for Nutmeg!



In each of the three rings below, write one interesting fact you learned about Phineas T. Barnum.

Three large, overlapping red circles arranged horizontally, intended for students to write an interesting fact about Phineas T. Barnum in each.

If you were a circus performer, what type of performer would you want to be?

- |            |                |
|------------|----------------|
| Ringmaster | Animal trainer |
| Acrobat    | Clown          |
| Juggler    | Trick rider    |

Your own idea \_\_\_\_\_

Explain your answer \_\_\_\_\_

\_\_\_\_\_  
\_\_\_\_\_  
\_\_\_\_\_

# Connecticut's Heroine - Prudence Crandall

C is for Miss Crandall and her courage! Refer to page C of *N is for Nutmeg* and answer the following questions below.

Put a check next to the three words that best describe Prudence Crandall.

- Dishonest       Brave       Timid  
 Intelligent       Determined       Prejudiced

Put a check next to the two sentences that Prudence Crandall might say today.

- It's more important to be popular than being fair.  
 Education is important.  
 Whatever you do, always put yourself first.  
 All people should be treated with respect and dignity.  
 It's easy to be courageous.

If you could ask Prudence Crandall two questions, what would they be?

---

---

---

---

What do you think Prudence Crandall would be like as your classroom teacher?

---

---

---

# Dinosaur State Park

Read page D of *N is for Nutmeg* to discover interesting dinosaur tracks and information!

## Clay Fossil Prints

### Materials

Fern leaves  
Shells  
Modeling clay

Fossils are the hardened remains or traces of plants or animals that have turned into stone over millions of years.

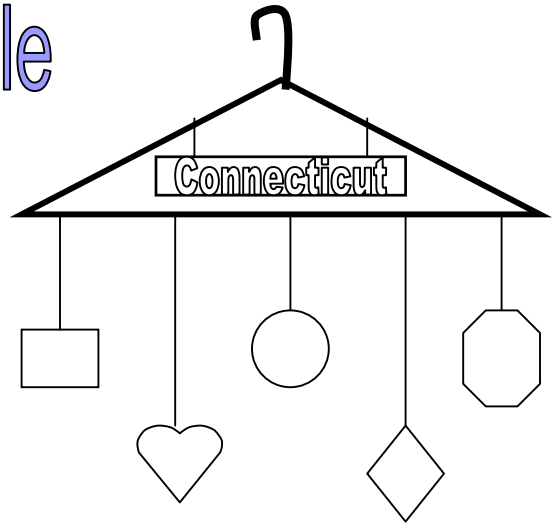
### Directions

1. Begin with a small ball of clay about the size of a baseball. Divide the clay into two equal proportions.
2. Press the clay into flat circular shapes.
3. Place the fern leaves and shells on one of the flat pieces.
4. Place the second flat piece of clay over the first half.
5. Press the pieces together, molding the clay over the leaves and shells.
6. Allow the clay to dry, then carefully separate the two pieces of clay.
7. Remove the leaves and shells. Observe the leaf and shell prints.

# Connecticut Mobile

## Materials

Clothes hanger  
Shape patterns (see below)  
String  
Scissors  
Hole puncher


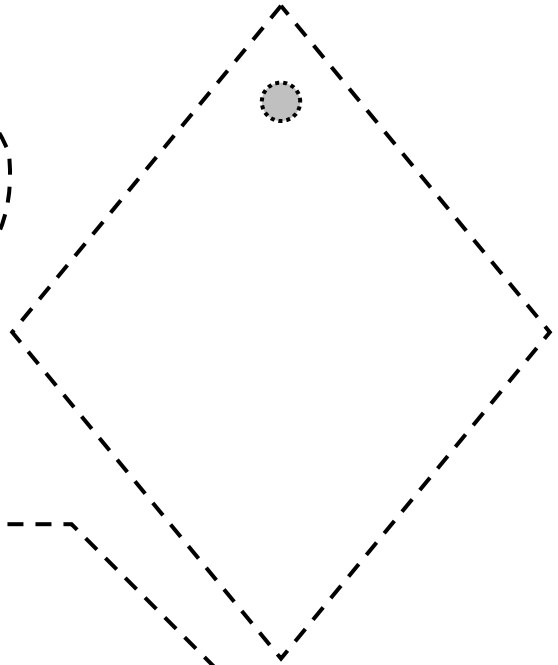
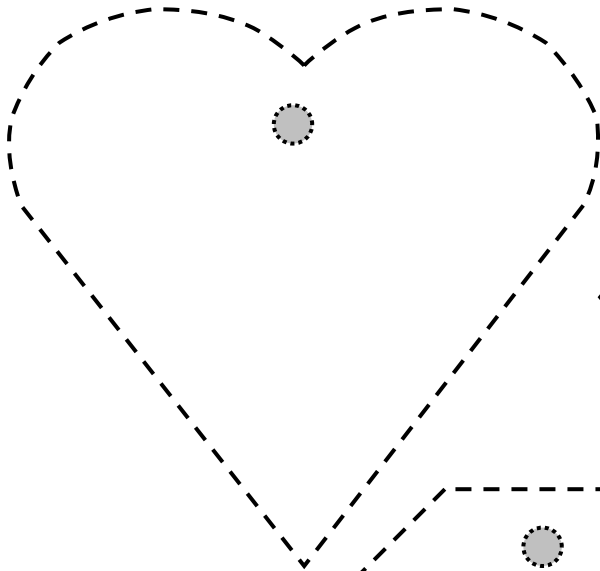
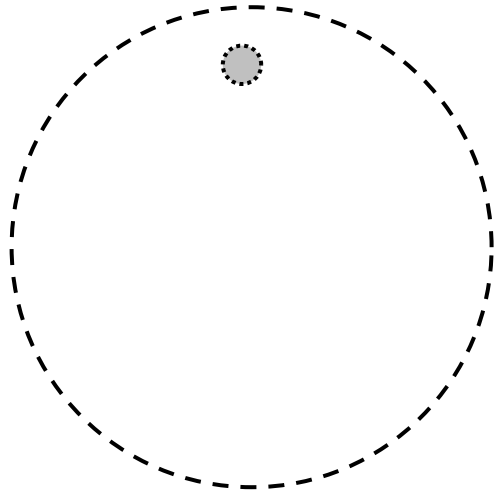



## Directions

1. Hole punch the Connecticut sign and attach to the top of the clothes hanger with two pieces of 5-inch string.
2. Attach a 10-inch piece of string in the center of the bottom rung of the clothes hanger.
3. Attach a 12-inch piece of string on each side of the center string.
4. Attach a 10-inch piece of string at each end.
5. Refer to *N is for Nutmeg* and draw your favorite Connecticut's state symbols or facts on the shape patterns.
6. Hole punch each shape at the top of the shape. Attach the shapes to the strings.

## Shape Patterns

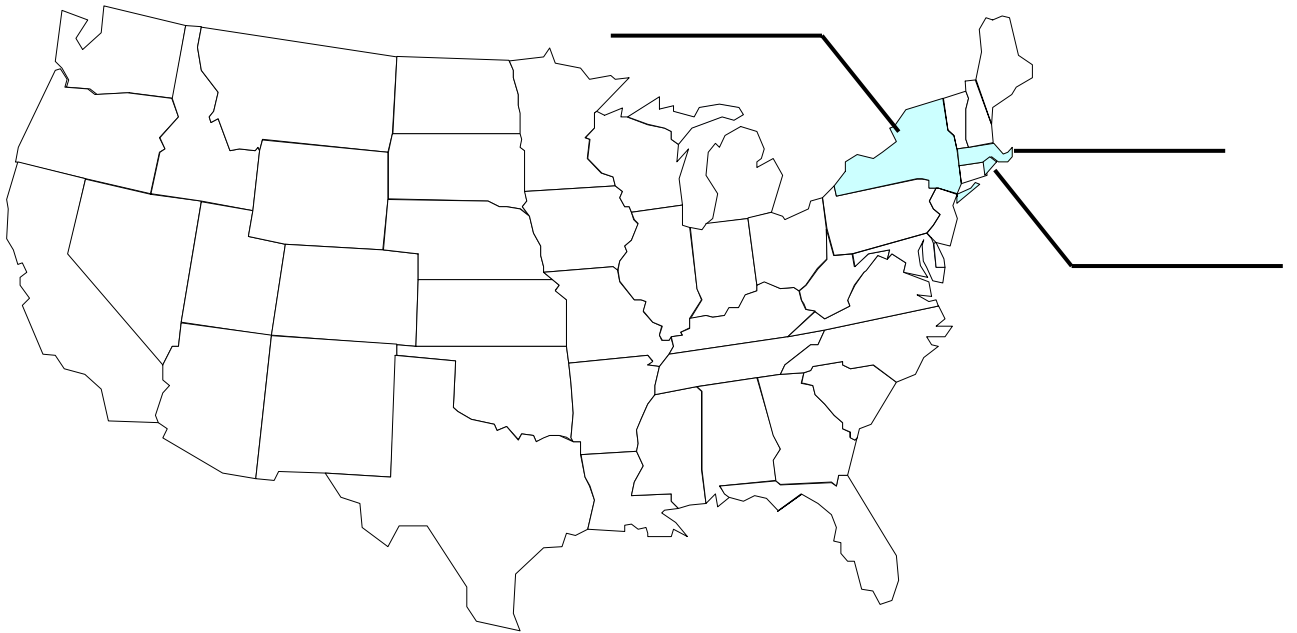




# Connecticut

Connecticut, one of the original 13 colonies, is the 5th state of the United States.

Color in Connecticut and label its bordering states of New York, Massachusetts, and Rhode Island.



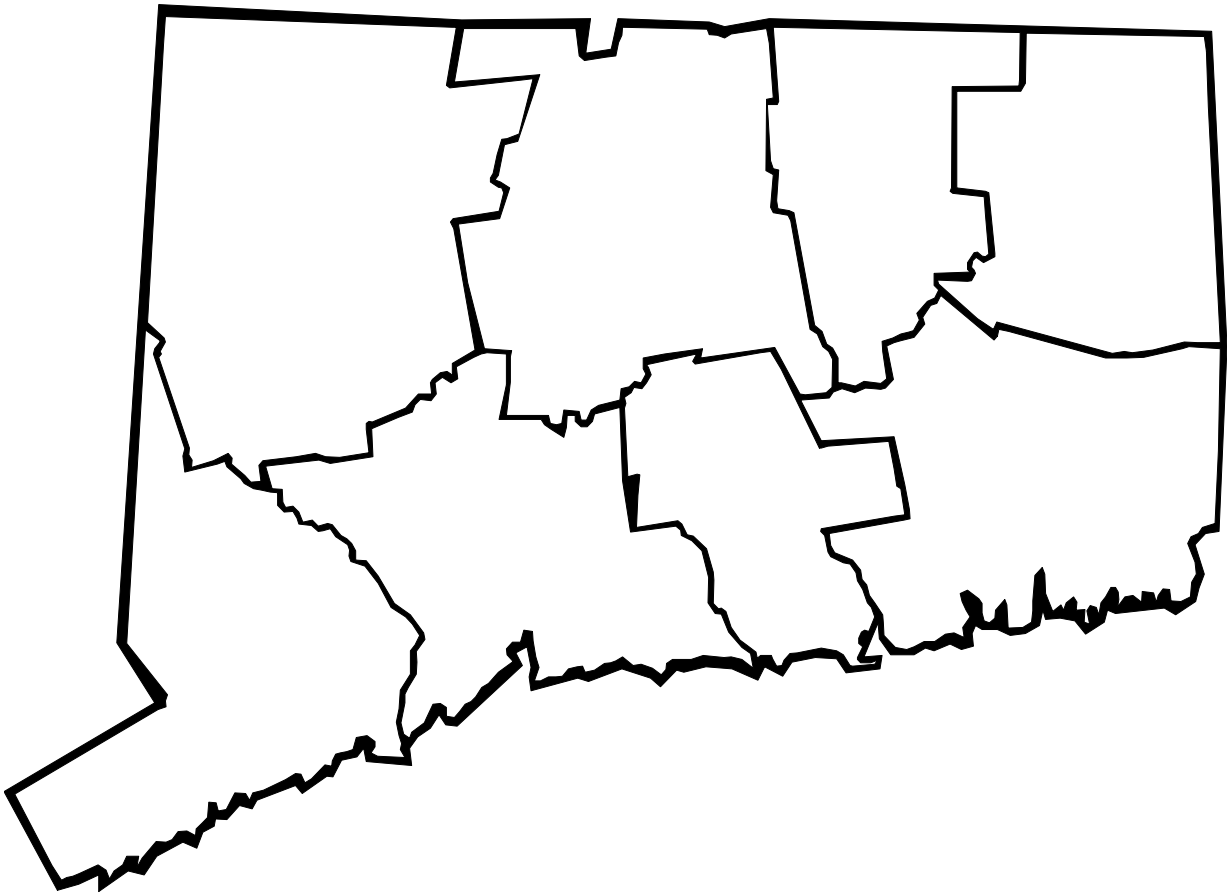
Refer to page F and draw the flag of Connecticut.



# Connecticut Map Puzzle

## Directions

Glue the map below on a piece of construction paper. Cut out the map along the dark lines. Try to put the eight counties back in the correct order.



# Famous Connecticut People

Match the names of some of Connecticut's famous people with the facts about them. Skim and search *N is for Nutmeg* for information about each person listed below.

- |                                 |                                                    |
|---------------------------------|----------------------------------------------------|
| 1. Prudence Crandall _____      | A. State composer                                  |
| 2. Captain A. Block _____       | B. Founded Litchfield Law School                   |
| 3. Reverend Thomas Hooker _____ | C. Writer of dictionary-type books                 |
| 4. Charles Ives _____           | D. <i>American Cookery</i>                         |
| 5. Noah Webster _____           | E. State heroine                                   |
| 6. Judge Tapping Reeve _____    | F. <i>Uncle Tom's Cabin</i>                        |
| 7. Nathan Hale _____            | G. Explorer - established trading post in Hartford |
| 8. Amelia Simmons _____         | H. Inventor - cotton gin                           |
| 9. Harriet Beecher Stowe _____  | I. State hero                                      |
| 10. Eli Whitney _____           | J. First Constitution based on his writings        |

.....  
If you could spend one day with one of these people, whom would you choose and why?

---

---

---

---



# Connecticut's Hero - Nathan Hale

Directions

Knowlton's Rangers	schoolteacher	
spy	motto	English

Read about Nathan Hale on page K of *N is for Nutmeg*.  
Choose a word from the word box to complete each sentence.

1. Nathan was a \_\_\_\_\_ before the outbreak of the American Revolution.
2. The \_\_\_\_\_ were an elite group of soldiers.
3. Nathan volunteered for \_\_\_\_\_ duty behind enemy lines.
4. Nathan's personal \_\_\_\_\_ was "Waste not a moment."
5. Nathan was captured by the \_\_\_\_\_ and hanged as a spy.



Write the statement that Nathan is best remembered for saying.

---

---



# What Are My Chances of Getting a Real Nutmeg?

Read page N of *N is for Nutmeg* to learn about nutmegs carved from wood. Try your chance at getting a real nutmeg while exploring probability!

## Directions

Toss a penny 50 times. Heads represent real nutmegs. Tails represent nutmegs carved from wood. Keep tally of your results. Compare your results with the class.

Heads - Real Nutmegs	Tails - Wooden Nutmegs

Results \_\_\_\_\_

## Directions

Try it again, this time with a die. Roll the die 50 times. The number one represents a wooden nutmeg. Numbers two, three, four, five and six represent real nutmegs. Keep tally of your results. Compare your results with the class.

2, 3, 4, 5, 6- Real Nutmegs	1- Wooden Nutmegs

Results \_\_\_\_\_

# Where Am I?

## Directions

Refer to *N is for Nutmeg* and read the following clues to discover interesting places in Connecticut.

1. I am looking at thousands of *Eubrontes* tracks found in a single layer of rock. Where am I?

2. I am at the birthplace of Noah Webster. Where am I?

3. I am at the submarine capital of the world, home to The USS *Nautilus*. Where am I?

4. I am at the town where Phineas T. Barnum was once mayor. Where am I?

5. I am at the capital of Connecticut. Where am I?

6. I am watching the fireworks celebration at the center named in honor of our state composer. Where am I?

7. I am at the birthplace of the author of *Uncle Tom's Cabin*. Where am I?

8. I am at a recreation of a nineteenth century shipping village. Where am I?

# Assembly-line Pizza

Read about Eli Whitney, his invention, and his role in the Industrial Revolution on page W of *N is for Nutmeg*.

Experience the efficiency of mass production by preparing assembly-line pizza.

**Note: Students will need access to a microwave oven.**

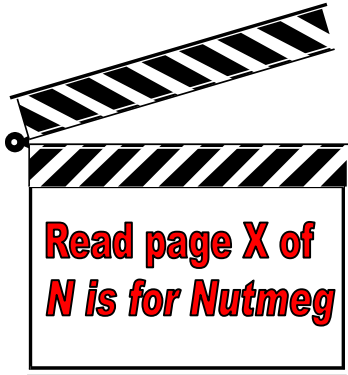
Ingredients (Serves 1 - multiply as necessary for class size)

1 English muffin  
1/3 cup pizza sauce  
4 slices pepperoni  
1/3 cup mozzarella cheese  
2 tablespoon chopped onion  
2 tablespoon chopped green peppers  
2 mushrooms thinly sliced

\* One paper plate per student is also necessary.

Assembly Line (Assign students to an assembly-line position)

1. Split apart English muffin. Place on paper plate and pass to next station.
2. Spread pizza sauce on muffins. Pass plate to next station.
3. Place two slices of pepperoni on each muffin half. Pass plate to next station.
4. Sprinkle chopped onion on muffins. Pass plate to next station.
5. Sprinkle chopped green peppers on muffins. Pass plate to next station.
6. Place mushroom slices on muffins. Pass plate to next station.
7. Sprinkle mozzarella cheese on muffins. Pass plate to next station.
8. Cook on medium-high in a microwave for 4 minutes or until the cheese is melted.



# Perform a Skit

Write and perform a skit about the famous meeting of King James II soldiers and Captain Joseph Wadsworth regarding Connecticut's charter. Two scriptwriting outlines are provided to use as a guide. Add additional scenes, dialogue, and props and let the show begin!

## Scriptwriting

Write the dialogue for the following scene.

Scene - King James II is telling his soldiers to travel to Connecticut to retrieve the charter given by King Charles II.

King James II: \_\_\_\_\_

Soldiers: \_\_\_\_\_

King James II: \_\_\_\_\_

Soldiers: \_\_\_\_\_

King James II: \_\_\_\_\_

Soldiers: \_\_\_\_\_

## Scriptwriting

Write the dialogue for the following scene.

Scene - The soldiers are meeting with Captain Joseph Wadsworth and Connecticut's representatives.

Soldiers: \_\_\_\_\_

Captain Wadsworth: \_\_\_\_\_

Soldiers: \_\_\_\_\_


Representative: \_\_\_\_\_

Soldiers: \_\_\_\_\_

Captain Wadsworth: \_\_\_\_\_

# Connecticut Crossword

1. State heroine - Prudence \_\_\_\_\_
2. State bird - American \_\_\_\_\_
3. State song
4. State hero
5. State shellfish
6. State composer
7. State nickname - The \_\_\_\_\_ state
8. State insect
9. State nickname - The \_\_\_\_\_ state
10. State ship
11. State capital



# Connecticut Crossword

Hartford  
Oyster  
White Oak  
Nutmeg

Sperm Whale  
Eli Whitney  
Praying Mantis  
Yankee Doodle

USS *Nautilus*  
Mountain Laurel  
Nathan Hale  
Constitution

W H P M O N A I H N U N A H M A W H I T N T O  
H A R T F O R D O A P R Y E O Y S A M O U N T  
I Y A N S H U R T Y R W S L U S O R I Y U S N  
T S P E O Y S T E R A H I N N T Y T U S P E R  
E W H L Y A E N A T K E Y A T N U S O S R C O  
O Y Y A H S T E N N A M O H A T N U T Y A N K  
A N R A W I O H A E W H I Y I C M O U N Y O T  
K P U S H L C Y L P L I W T N O P Y A O I C S  
C O N W I N E A S P E U S E L N U S U N N U G  
O M I Y U S H A R D A N P R A Y I T N U G E W  
N L C O Y N A U I O O U E N U I N E T I M O U  
E U M O A U T H P C N T I P R S P R E T A O Y  
P I T H O N W S M O U N O Y E L S N U I N U T  
R N T C T A S P E R M W H A L E W N U N T K E  
A A S N R Y C E N Y Q U Y N P T H T W I I L A  
N P G Y A N K E E D O O D L E R I S H O S N U  
O R A W H O H A R Y A O U I N Y A N I P S O R  
Y O U S S N A U T I L U S C O N S M T O U N T

## Answer Page

### Connecticut's Heroine - Prudence Crandall

Three words that best describe Prudence Crandall: Brave, intelligent, determined  
Two sentences Prudence Crandall might say today: Education is important. All people should be treated with respect and dignity.

### Famous Connecticut People

1. E 2. G 3. J 4. A 5. C 6. B 7. I 8. D 9. F 10. H

### Connecticut's Hero - Nathan Hale

1. schoolteacher 2. Knowlton's Rangers 3. Spy 4. Motto 5. English  
The statement Nathan Hale is best remembered for saying is "I regret that I have but one life to give for my country".

### What Are My Chances of Getting a Real Nutmeg?

The first set of tallies should approach 1/2 "real nutmegs" and 1/2 "wooden nutmegs." The second set of tallies should approach 5/6 "real nutmegs" and 1/6 "wooden nutmegs."

### Where Am I?

- |                                      |                                   |
|--------------------------------------|-----------------------------------|
| 1. Dinosaur State Park in Rocky Hill | 2. West Hartford                  |
| 3. Groton                            | 4. Bridgeport                     |
| 5. Hartford                          | 6. Charles Ives Center in Danbury |
| 7. Litchfield                        | 8. Mystic Village                 |

### Connecticut Crossword

1. Crandall
2. Robin
3. Yankee Doodle Dandy
4. Nathan Hale
5. Eastern Oyster
6. Charles Ives
7. Nutmeg
8. Praying Mantis
9. Constitution
10. The USS *Nautilus*
11. Hartford